



UNIVERSITY OF CAMBRIDGE INTERNATIONAL EXAMINATIONS  
General Certificate of Education Ordinary Level


CANDIDATE  
NAME

CENTRE  
NUMBER

--	--	--	--	--

CANDIDATE  
NUMBER

--	--	--	--



**CHEMISTRY**

**5070/41**

Paper 4 Alternative to Practical

**October/November 2012**

**1 hour**

Candidates answer on the Question Paper.

No Additional Materials are required.

**READ THESE INSTRUCTIONS FIRST**

Write your Centre number, candidate number and name on all the work you hand in.

Write in dark blue or black pen.

You may use a soft pencil for any diagrams, graphs or rough working.

Do not use staples, paper clips, highlighters, glue or correction fluid.

**DO NOT WRITE IN ANY BARCODES.**

Answer **all** questions.

Write your answers in the spaces provided in the Question Paper.

The number of marks is given in brackets [ ] at the end of each question or part question.

At the end of the examination, fasten all your work securely together.

**For Examiner's Use**


--

This document consists of **14** printed pages and **2** blank pages.

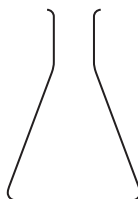


1 The following apparatus is found in a laboratory.


For  
Examiner's  
Use



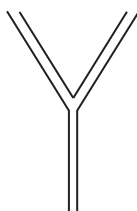
A



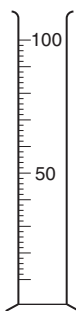
B



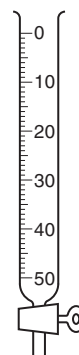
C



D



E



F

Write the letter of the apparatus most suitable for the purpose in the table below.

purpose	apparatus
(a) removing 25.0 cm <sup>3</sup> of a liquid from a container	
(b) measuring about 60 cm <sup>3</sup> of a liquid	
(c) as a titrating flask	
(d) to separate a precipitate from a solution	

[Total: 4]

- 2 A student is given two test-tubes, one of which contains magnesium metal, the other magnesium oxide.

For  
Examiner's  
Use

(a) Describe the appearance of

(i) magnesium,

.....  
..... [1]

(ii) magnesium oxide.

.....  
..... [1]

(b) When dilute hydrochloric acid is added to the test-tube containing magnesium, a gas is produced.

(i) Name the gas.

gas ..... [1]

(ii) Give a test to identify the gas.

test .....

observation ..... [1]

(iii) Construct the equation for the reaction between hydrochloric acid and magnesium.

..... [1]

(c) (i) How can magnesium be converted into magnesium oxide?

.....  
..... [1]

(ii) Construct the equation for the reaction.

..... [1]

[Total: 7]

- 3 (a) A student is given a test-tube containing an unknown colourless liquid.

Suggest a **chemical** test to confirm the presence of water in the liquid.

.....  
 .....  
 ..... [3]

- (b) Suggest how the student can find out whether or not the liquid is pure water.

.....  
 .....  
 ..... [2]

[Total: 5]

- 4 A student makes zinc sulfate by adding powdered zinc carbonate to a beaker half-filled with dilute sulfuric acid.

The equation for the reaction is



- (a) Give a test for carbon dioxide.

test .....  
 observation ..... [1]

- (b) (i) If the acid is in excess how will the student know when the reaction has stopped?

.....  
 ..... [1]

- (ii) If the zinc carbonate is in excess what additional observation will the student make when the reaction has stopped?

.....  
 ..... [1]

- (c) To ensure that all the acid is neutralised, the student adds excess zinc carbonate. The mixture is well stirred.

How is the unreacted zinc carbonate removed from the mixture?

.....  
 ..... [1]

- (d) The student repeats the experiment, this time adding excess zinc carbonate to 100 cm<sup>3</sup> of 0.5 mol/dm<sup>3</sup> sulfuric acid.

For  
Examiner's  
Use

Calculate the number of moles of sulfuric acid used in the experiment.

..... moles [1]

- (e) Using your answer to (d) and the equation, calculate

- (i) the mass of zinc sulfate which is produced,  
[A<sub>r</sub>: O, 16; S, 32; Zn, 65]

..... g [2]

- (ii) the volume of carbon dioxide evolved.  
[One mole of a gas occupies 24 dm<sup>3</sup> at room temperature and pressure.]

..... cm<sup>3</sup> [1]

[Total: 8]

In questions 5 to 8 place a tick (✓) in the box against the correct answer.

- 5 A student adds some zinc to a beaker containing aqueous copper(II) sulfate. After a while a pink deposit is seen and the solution becomes colourless.

Which of the following reactions takes place?

(a) addition

(b) hydrolysis

(c) neutralisation

(d) redox

[1]

[Total: 1]

- 6 In doing a titration, five students each add hydrochloric acid from a burette to 25.0 cm<sup>3</sup> of aqueous sodium hydroxide.

The volumes of hydrochloric acid are shown in the table below.

student	1	2	3	4	5
volume/cm <sup>3</sup>	25.2	25.3	25.3	26.1	25.2

Which of the following could be a reason for the result obtained by student 4?

- (a) The burette had been washed with hydrochloric acid.
- (b) The flask had been washed with aqueous sodium hydroxide.
- (c) The student had used too much indicator.
- (d) The pipette had been washed with aqueous sodium hydroxide.

[1]

[Total: 1]

- 7 A student does a series of experiments in which a halogen is displaced from its salt by the addition of another halogen.

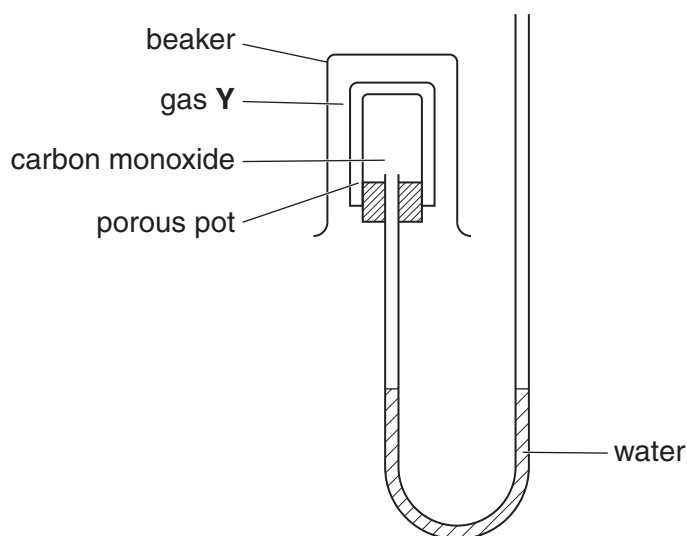
Which result is **not** correct?

	halogen	salt	halogen produced
(a)	Br <sub>2</sub>	KCl	Cl <sub>2</sub> <input type="checkbox"/>
(b)	Br <sub>2</sub>	KI	I <sub>2</sub> <input type="checkbox"/>
(c)	Cl <sub>2</sub>	KBr	Br <sub>2</sub> <input type="checkbox"/>
(d)	Cl <sub>2</sub>	KI	I <sub>2</sub> <input type="checkbox"/>

[1]

[Total: 1]

- 8 A beaker of an unknown gas **Y** is inverted over a porous pot containing carbon monoxide.



For  
Examiner's  
Use

The apparatus is left for a while but the water level does not change.

The gas **Y** could be

(a) ammonia,

(b) carbon dioxide,

(c) chlorine,

(d) nitrogen.

[A<sub>r</sub>; H, 1; C, 12; N, 14; O, 16; Cl, 35.5]

[1]

[Total: 1]

9 A student is given a sample of an organic acid and asked to

- determine its relative molecular mass
- suggest its formula.

For  
Examiner's  
Use

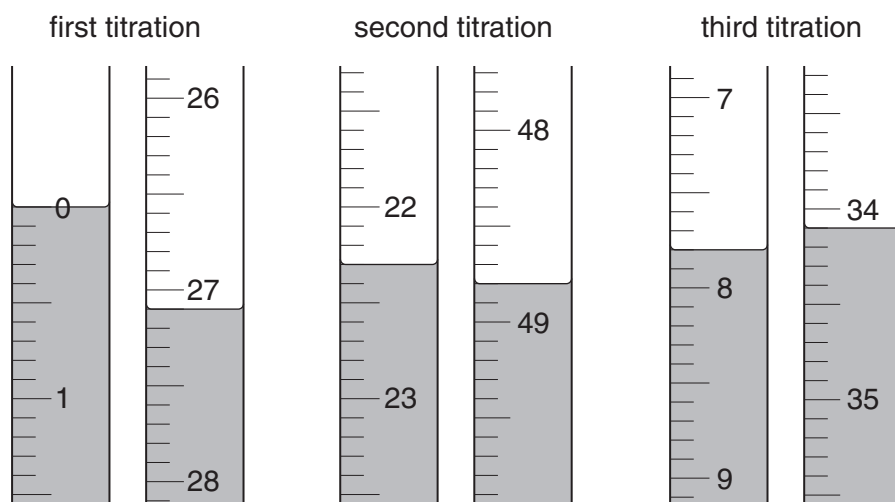
The student titrates **R**, an aqueous solution containing  $7.00 \text{ g/dm}^3$  of the organic acid, with **S**, an aqueous solution containing  $0.100 \text{ mol/dm}^3$  of sodium hydroxide.

- (a)  $25.0 \text{ cm}^3$  of **S** is transferred into a conical flask.  
A few drops of phenolphthalein indicator are added to the conical flask.  
**R** is put into a burette and added to the solution in the conical flask until an end-point is reached.  
Phenolphthalein is colourless in acid solution and pink in alkali solution.

What is the colour of the solution in the conical flask

- (i) before **R** is added .....
- (ii) at the end-point? ..... [1]

- (b) The student does three titrations. The diagrams below show parts of the burette with the liquid levels at the beginning and end of each titration.



Use these diagrams to complete the following table.

titration number	1	2	3
final burette reading/ $\text{cm}^3$			
initial burette reading/ $\text{cm}^3$			
volume of <b>R</b> used/ $\text{cm}^3$			
best titration results (✓)			

### Summary

Tick (✓) the best titration results.

Using these results, the average volume of **R** is

.....  $\text{cm}^3$  [4]



(c) Calculate the number of moles of sodium hydroxide in 25.0 cm<sup>3</sup> of **S**.

For  
Examiner's  
Use

..... moles [1]

(d) Given that 1 mol of acid neutralises 1 mol of sodium hydroxide, use your answer in (c) to deduce the number of moles of the organic acid in the average volume of **R**.

..... moles [1]

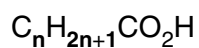
(e) Calculate the number of moles of the acid in 1.00 dm<sup>3</sup> of **R**.

..... moles [1]

(f) Using your answer to (e) and the information that **R** contains 7.00 g/dm<sup>3</sup> of the acid, calculate the relative molecular mass of the acid.

..... [1]

- (g) The organic acid has the formula



Where **n** is a whole number.

Using your answer to (f), deduce the value of **n** and hence the formula for the organic acid.

[ $A_r$  : H,1; C,12; O,16]

For  
Examiner's  
Use

**n** = ..... [2]

Formula for the organic acid is ..... [1]

- (h) The organic acid can be produced by oxidising an alcohol.

- (i) Give the name and formula of the alcohol.

name .....

formula ..... [1]

- (ii) Suggest an oxidising agent which may be used.

..... [1]

[Total: 14]

10 **T** is a compound which contains two ions.

Complete the table by adding the conclusion for **(a)**, the observations for **(b)(i)** and **(ii)** and **(c)(i)** and **(ii)**, and both the test and observation for **(d)**.

For  
Examiner's  
Use

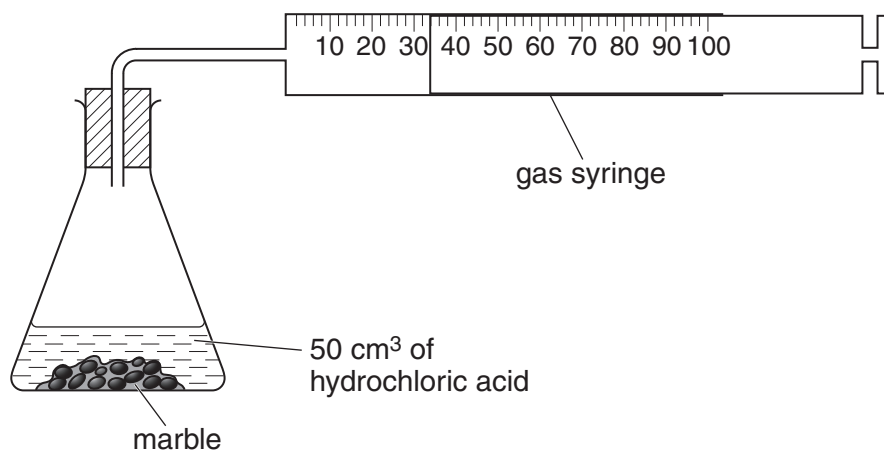
test	observation	conclusion
<b>(a)</b> <b>T</b> is dissolved in water and the solution divided into three parts for use in <b>(b)</b> , <b>(c)</b> and <b>(d)</b> .	A colourless solution is formed.	
<b>(b)</b> <b>(i)</b> To the first part, aqueous sodium hydroxide is added until a change is seen. <b>(ii)</b> An excess of aqueous sodium hydroxide is added to the mixture from <b>(i)</b> .		<b>T</b> may contain $Al^{3+}$ or $Zn^{2+}$ ions.
<b>(c)</b> <b>(i)</b> To the second part, aqueous ammonia is added until a change is seen. <b>(ii)</b> An excess of aqueous ammonia is added to the mixture from <b>(i)</b> .		<b>T</b> contains $Zn^{2+}$ ions.
<b>(d)</b>		<b>T</b> contains $I^{-}$ ions.

Conclusion: the formula of compound **T** is .....

[Total: 7]

- 11 A student does two experiments to investigate the speed of reaction between hydrochloric acid and an excess of marble.  
50 cm<sup>3</sup> of hydrochloric acid is used in each experiment.  
Carbon dioxide is produced.

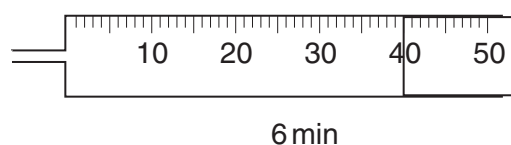
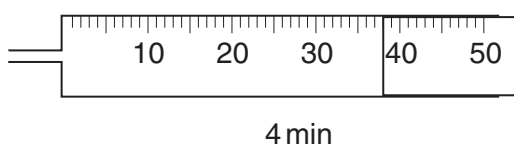
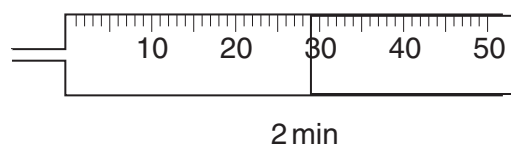
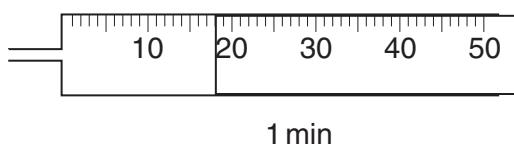
For  
Examiner's  
Use



(a) Experiment 1.

50 cm<sup>3</sup> of 0.10 mol/dm<sup>3</sup> hydrochloric acid are added to the marble pieces.

The diagrams below show parts of the syringe indicating the total volume of gas collected at the times stated.



Use these diagrams to complete the following table.

experiment	1 min	2 min	4 min	6 min	8 min
<b>1</b>					40
<b>2</b>	28	42	56	60	60

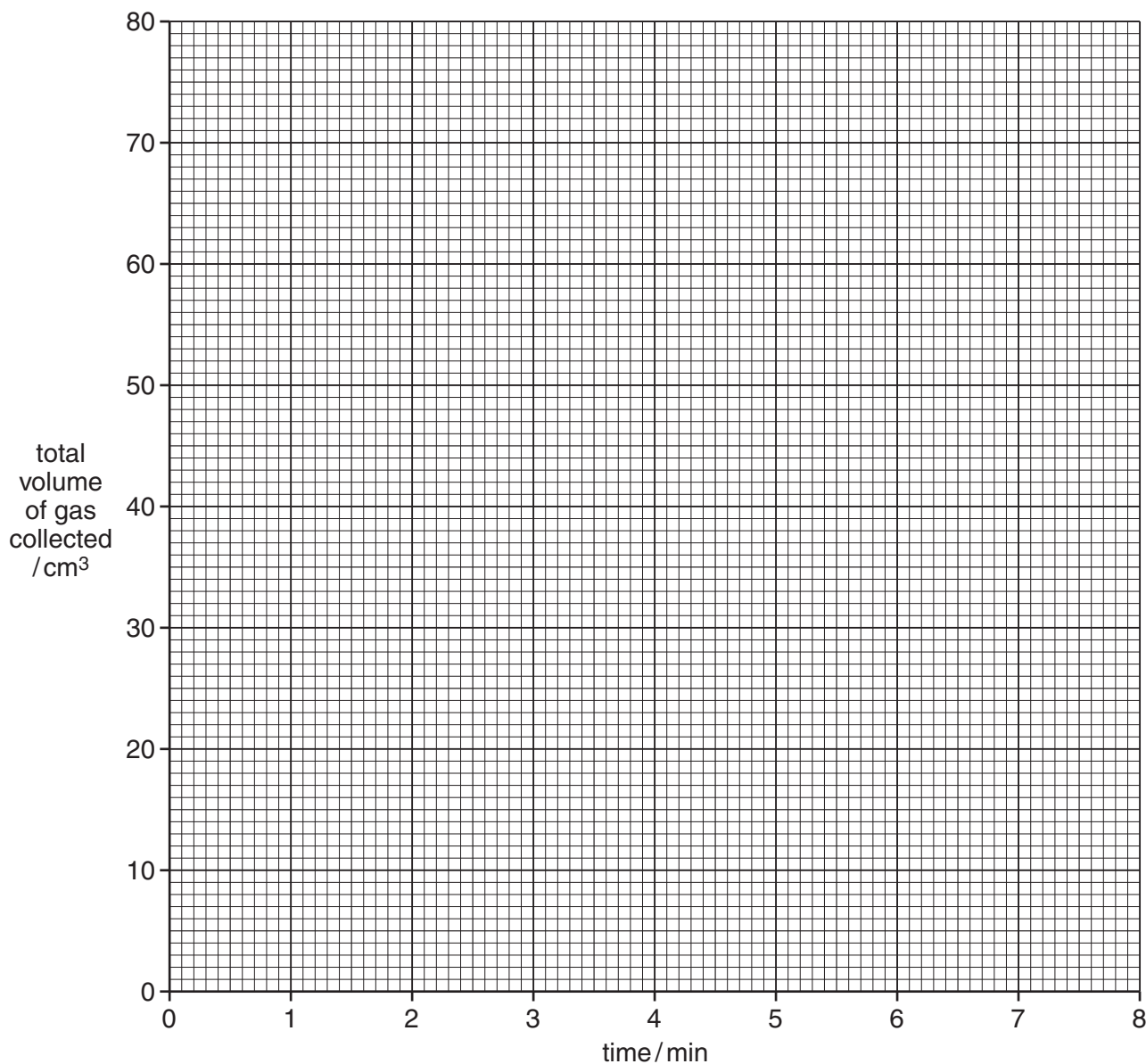
[1]

Experiment 2.

50 cm<sup>3</sup> of hydrochloric acid of a different concentration are added to the marble pieces.  
The results are shown in the table.

(b) Plot the results for both experiments on the grid and join each set of points with a smooth curve.

*For  
Examiner's  
Use*



[3]

Use your graphs to answer the following questions.

(c) (i) What volume of gas is collected in experiment 1 during the first 3 minutes?

experiment 1 ..... cm<sup>3</sup> [1]

- (ii) The speed of a reaction may be calculated using the formula:

$$\text{speed of reaction} = \frac{\text{volume of gas produced/cm}^3}{\text{time taken/min}}$$

Calculate the speed of reaction in experiment **2** over the first 3 minutes.

.....cm<sup>3</sup>/min [2]

- (iii) Deduce the concentration of hydrochloric acid in experiment **2**. Explain your answer.

..... [2]

- (d) A third experiment is done in which 50cm<sup>3</sup> of 0.10 mol/dm<sup>3</sup> hydrochloric acid is added to an excess of **powdered** marble.

On your grid sketch the curve you would expect to see for the results of this experiment. [2]

[Total: 11]



**BLANK PAGE**

---

Permission to reproduce items where third-party owned material protected by copyright is included has been sought and cleared where possible. Every reasonable effort has been made by the publisher (UCLES) to trace copyright holders, but if any items requiring clearance have unwittingly been included, the publisher will be pleased to make amends at the earliest possible opportunity.

University of Cambridge International Examinations is part of the Cambridge Assessment Group. Cambridge Assessment is the brand name of University of Cambridge Local Examinations Syndicate (UCLES), which is itself a department of the University of Cambridge.