

**CAMBRIDGE INTERNATIONAL EXAMINATIONS**

Cambridge International Advanced Level

## **MARK SCHEME for the May/June 2015 series**

### **9608 COMPUTER SCIENCE**

**9608/42**

Paper 4 (Written Paper), maximum raw mark 75

This mark scheme is published as an aid to teachers and candidates, to indicate the requirements of the examination. It shows the basis on which Examiners were instructed to award marks. It does not indicate the details of the discussions that took place at an Examiners' meeting before marking began, which would have considered the acceptability of alternative answers.

Mark schemes should be read in conjunction with the question paper and the Principal Examiner Report for Teachers.

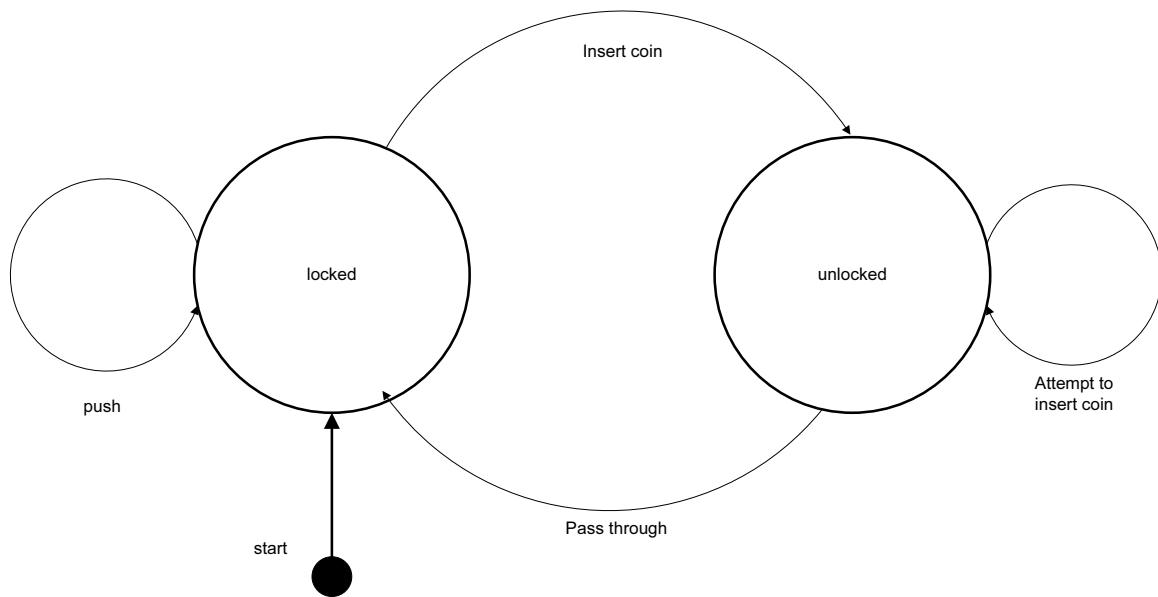
Cambridge will not enter into discussions about these mark schemes.

Cambridge is publishing the mark schemes for the May/June 2015 series for most Cambridge IGCSE<sup>®</sup>, Cambridge International A and AS Level components and some Cambridge O Level components.

bestexamhelp.com

® IGCSE is the registered trademark of Cambridge International Examinations.

1



Mark as follows:

1 mark for both states correct

1 mark for each further label

[5]

- 2 (a) `capital_city(santiago).`  
`city_in_country(santiago, chile).`  
`country_in_continent(chile, south_america).`  
`city_visited(santiago).`

*accept in any order*

[4]

- (b) `ThisCity =`  
`manchester`  
`london`

[2]

- (c) `countries_visited(ThisCountry)`  
`IF`  
`city_visited(ThisCity)`  
`AND`  
`city_in_country(ThisCity, ThisCountry)`

1

1

2

[4]

3 (a)

<b>Conditions</b>	goods totalling more than \$20	Y	Y	Y	Y	N	N	N	N
	goods totalling more than \$100	Y	Y	N	N	Y	Y	N	N
	have discount card	Y	N	Y	N	Y	N	Y	N
<b>Actions</b>	No discount				X	X	X	X	X
	5% discount		X	X					
	10% discount	X							
		1 mark	1 mark	1 mark	1 mark				

[4]

(b)

<b>Conditions</b>	goods totalling more than \$20	Y	Y	Y	Y	N			
	goods totalling more than \$100	Y	Y	N	N	-			
	have discount card	Y	N	Y	N	-			
<b>Actions</b>	No discount				X	X			
	5% discount		X	X					
	10% discount	X							

1 mark per column

[5]

Page 4	Mark Scheme	Syllabus	Paper
	Cambridge International A Level – May/June 2015	9608	42

(c) Example Pascal

```
FUNCTION Discount (GoodsTotal: INTEGER; HasDiscountCard: BOOLEAN) :
INTEGER;
```

```

      BEGIN
(1)      IF GoodsTotal > 20
(1)      THEN
(2)          IF GoodsTotal > 100
(2)          THEN
(3)              IF HasDiscountCard = TRUE
(3)              THEN
(3)                  Discount := 10
(3)              ELSE
(3)                  Discount := 5
(2)          ELSE
(4)              IF HasDiscountCard = TRUE
(4)              THEN
(4)                  Discount := 5
(4)              ELSE
(4)                  Discount := 0
(1)      ELSE
(1)          Discount := 0;
      END;
```

Example Python

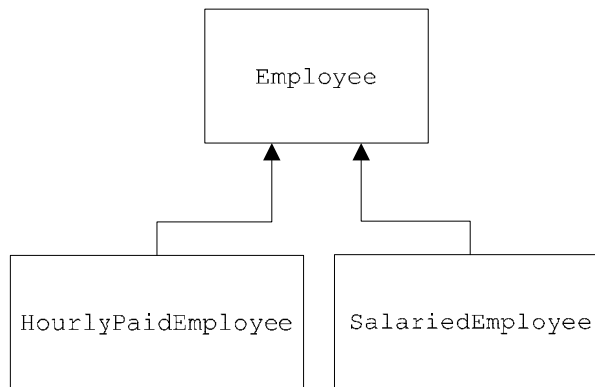
```
def Discount (GoodsTotal, HasDiscountCard) :
```

```

(1)     if GoodsTotal > 20:
(2)         if GoodsTotal > 100:
(3)             if HasDiscountCard == True:
(3)                 return 10
(3)             else:
(3)                 return 5
(2)         else:
(4)             if HasDiscountCard == TRUE:
(4)                 return 5
(4)             else:
(4)                 return 0
(1)     else:
(1)         return 0
```

[6]

4 (a)



[3]

<b>Page 6</b>	<b>Mark Scheme</b>	<b>Syllabus</b>	<b>Paper</b>
	<b>Cambridge International A Level – May/June 2015</b>	<b>9608</b>	<b>42</b>

**(b) Example Pascal**

```
Type
Employee = CLASS
    PUBLIC
        procedure SetEmployeeName
        Procedure SetEmployeeID
        Procedure CalculatePay
    PRIVATE
        EmployeeName : STRING
        EmployeeID : STRING
        AmountPaidThisMonth : Currency
END;
```

**Mark as follows:**

**Class header** (1 mark)  
**PUBLIC and PRIVATE used correctly** (1 mark)  
**EmployeeName + EmployeeID** (1 mark)  
**AmountPaidThisMonth** (1 mark)  
**Methods x 3** (1 mark)

**Example VB**

```
Class Employee
    Private EmployeeName As String
    Private EmployeeID As String
    Private AmountPaidThisMonth As Decimal
Public Sub SetEmployeeName()
End Sub
Public Sub SetEmployeeID()
End Sub
Public Sub CalculatePay()
End Sub
```

**Example Python**

```
Class Employee():
    def __init__(self):
        self.__EmployeeName = ""
        self.__EmployeeID = ""
        self.__AmountPaidThisMonth = 0
    def SetEmployeeName(self, Name):
        self.__EmployeeName = Name
    def SetEmployeeID(self, ID):
        self.__EmployeeID = ID
    def SetAmountPaidThisMonth(self, Paid):
        self.__AmountPaidThisMonth = Paid
```

**[max 5]**

Page 7	Mark Scheme	Syllabus	Paper
	Cambridge International A Level – May/June 2015	9608	42

(c) (i)	HoursWorked	1	
	HourlyPayRate	1	
	SetHoursWorked	1	
	CalculatePay : Override	1 + 1	
	SetPayRate	1	[max 4]

(ii)	AnnualSalary	1	
	SetSalary	1	
	CalculatePay : Override	1	[max 2]

(d) Polymorphism [1]

5 (a) (i) FOR ThisPointer ← 2 TO 10  
 // use a temporary variable to store item which is to  
 // be inserted into its correct location  
 Temp ← NameList[ThisPointer]  
 Pointer ← ThisPointer - 1  
  
 WHILE (NameList[Pointer] > Temp) AND (Pointer > 0)  
 // move list item to next location  
 NameList[Pointer + 1] ← NameList[Pointer]  
 Pointer ← Pointer - 1  
 ENDWHILE  
  
 // insert value of Temp in correct location  
 NameList[Pointer + 1] ← Temp  
 ENDFOR

1 mark for each gap filled correctly [7]

(ii)	The outer loop (FOR loop) is executed 9 times	(1 mark)	
	it is not dependant on the dataset	(1 mark)	
	The Inner loop (WHILE loop) is not entered	(1 mark)	
	as the condition is already false at the first encounter	(1 mark)	[max 3]

(b) (i)	outer loop is executed 9 times	(1 mark)	
	inner loop is executed 9 times (for each iteration of the outer loop)	(1 mark)	
	not dependant on the dataset	(1 mark)	[max 2]

Page 8	Mark Scheme	Syllabus	Paper
	Cambridge International A Level – May/June 2015	9608	42

```

(ii) NumberOfItems ← 10
    REPEAT
        NoMoreSwaps ← TRUE

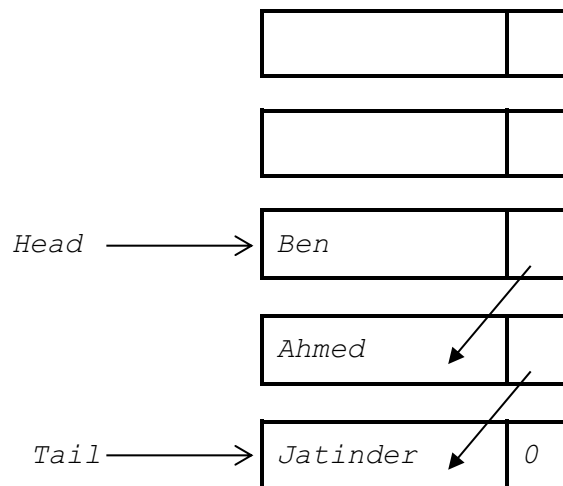
        FOR Pointer ← 1 TO NumberOfItems - 1
            IF NameList[Pointer] > NameList[Pointer + 1]
                THEN
                    NoMoreSwaps ← FALSE
                    Temp ← NameList[Pointer]
                    NameList[Pointer] ← NameList[Pointer + 1]
                    NameList[Pointer + 1] ← Temp
                ENDIF
            ENDFOR
        NumberOfItems ← NumberOfItems - 1
    UNTIL NoMoreSwaps = TRUE

```

Mark as follows:

- change outer loop to a REPEAT/WHILE loop (1 mark)
  - FOR loop has variable used for final value (1 mark)
  - Initialise Boolean variable to TRUE (1 mark)
  - set Boolean variable to FALSE in correct place (1 mark)
  - number of items to consider on each pass decrements (1 mark)
  - Correct stopping condition for REPEAT loop (1 mark)
- [max 5]**

6 (a)



1 mark for Head and Tail pointers  
1 mark for 3 correct items – linked as shown  
1 mark for correct order with null pointer in last nod

**[3]**



(b) (i)

Queue				
	HeadPointer		Name	Pointer
	0	[1]		2
		[2]		3
	TailPointer 0	[3]		4
		[4]		5
		[5]		6
	FreePointer 1	[6]		7
		[7]		8
		[8]		9
		[9]		10
		[10]		0

Mark as follows:

```

HeadPointer = 0 & TailPointer = 0
FreePointer assigned a value
Pointers[1] to [9] links the nodes together
Pointer[10] = 'Null'

```

[4]

(ii) PROCEDURE RemoveName ()

```

// Report error if Queue is empty
IF HeadPointer = 0
  THEN
    Error
  ELSE
    OUTPUT Queue[HeadPointer].Name
    // current node is head of queue
    CurrentPointer ← HeadPointer
    // update head pointer
    HeadPointer ← Queue[CurrentPointer].Pointer
    //if only one element in queue, then update tail pointer
    IF HeadPointer = 0
      THEN
        TailPointer ← 0
      ENDIF
    // link released node to free list
    Queue[CurrentPointer].Pointer ← FreePointer
    FreePointer ← CurrentPointer
  ENDIF
ENDIF
ENDPROCEDURE

```

[max 6]