



Cambridge International AS & A Level

CANDIDATE NAME



CENTRE NUMBER

--	--	--	--	--

CANDIDATE NUMBER

--	--	--	--



CHEMISTRY

9701/35

Paper 3 Advanced Practical Skills 1

October/November 2024

2 hours

You must answer on the question paper.

You will need: The materials and apparatus listed in the confidential instructions

INSTRUCTIONS

- Answer **all** questions.
- Use a black or dark blue pen. You may use an HB pencil for any diagrams or graphs.
- Write your name, centre number and candidate number in the boxes at the top of the page.
- Write your answer to each question in the space provided.
- Do **not** use an erasable pen or correction fluid.
- Do **not** write on any bar codes.
- You may use a calculator.
- You should show all your working and use appropriate units.

INFORMATION

- The total mark for this paper is 40.
- The number of marks for each question or part question is shown in brackets [].
- The Periodic Table is printed in the question paper.
- Important values, constants and standards are printed in the question paper.
- Notes for use in qualitative analysis are provided in the question paper.

Session
Laboratory

For Examiner's Use	
1	
2	
3	
Total	

This document has **16** pages. Any blank pages are indicated.





Quantitative analysis

Read through the whole method before starting any practical work. Where appropriate, prepare a table for your results in the space provided.

Show the precision of the apparatus you used in the data you record.

Show your working and appropriate significant figures in the answer to **each** step of your calculations.

- 1 The neutralisation of an acid by an alkali is an exothermic reaction. The concentration of an acid can be found by measuring the temperature change when the acid reacts with an alkali.

You will determine the concentration of sulfuric acid by adding aqueous sodium hydroxide of known concentration to the sulfuric acid and measuring the temperature change.

FA 1 is 2.01 mol dm^{-3} sodium hydroxide, NaOH.

FA 2 is sulfuric acid, H_2SO_4 .

(a) Method

- Support the cup in the 250 cm^3 beaker.
- Pipette 25.0 cm^3 of **FA 1** into the cup.
- Place the thermometer into the **FA 1** in the cup. Tilt the cup if necessary to ensure the bulb of the thermometer is fully covered. Record the temperature of **FA 1** in Table 1.1. This is the temperature when the volume of **FA 2** is 0.00 cm^3 .
- Fill the burette with **FA 2**.
- Run 5.00 cm^3 of **FA 2** into the cup containing **FA 1**.
- Stir the mixture and record the maximum temperature in Table 1.1.
- Run further 5.00 cm^3 portions of **FA 2** into the same cup.
- After each addition of **FA 2** stir the contents of the cup. Record the maximum temperature for each addition.

Table 1.1

total volume of FA 2 / cm^3	0.00	5.00	10.00	15.00	20.00	25.00	30.00	35.00	40.00
temperature / $^{\circ}\text{C}$									

I	
II	
III	
IV	

[4]


Keep the rest of **FA 2** for use in Question 2.





(b) Plot a graph of temperature of solution (*y*-axis) against total volume of **FA 2** added (*x*-axis) on the grid. Select a scale for the *y*-axis to include a value 3 °C above your maximum temperature reading. Label any points you consider to be anomalous.

Draw **two** lines of best fit through the points on your graph. Draw the first line for the increase in temperature and the second line after the maximum temperature was reached. Extrapolate the lines so they intersect. This intersection corresponds to the volume of **FA 2** needed to neutralise the **FA 1** in your experiment in (a).



I	
II	
III	
IV	
V	

25.0 cm³ of **FA 1** required cm³ of **FA 2**.

[5]

[Turn over



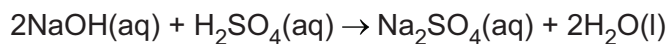
DO NOT WRITE IN THIS MARGIN



(c) (i) Calculate the amount, in mol, of sodium hydroxide, **FA 1**, pipetted into the cup.

amount of NaOH = mol [1]

(ii) The equation for this neutralisation reaction is shown.



Calculate the concentration, in mol dm⁻³, of sulfuric acid in **FA 2**.

Show your working.

concentration of H₂SO₄ = mol dm⁻³
[2]

[Total: 12]

DO NOT WRITE IN THIS MARGIN



* 000800000005 *



5




BLANK PAGE

DO NOT WRITE IN THIS MARGIN





2 Acids react with carbonates to produce carbon dioxide gas.



This reaction can be used to determine the concentration of acid, using the mass of carbon dioxide released.

You will determine the concentration of sulfuric acid in **FA 2**.

FA 2 is the solution used in **Question 1**.

FA 3 is sodium carbonate, Na_2CO_3 .

(a) Method

- Use the 25 cm³ measuring cylinder to transfer 25.0 cm³ of **FA 2** into the conical flask.
- Weigh the flask with the acid. Record the mass.
- Weigh the container with **FA 3**. Record the mass.
- Carefully tip all of **FA 3** into the acid in the conical flask. Swirl the contents of the flask and leave the flask to stand with occasional swirling until the fizzing stops.
- Weigh the container with any residual **FA 3**. Record the mass.
- Calculate and record the mass of **FA 3** added to the flask.
- Calculate and record the total mass of flask + acid + **FA 3**.
- Weigh the flask and contents when the fizzing has stopped. Record the mass.
- Calculate and record the mass of carbon dioxide given off during the experiment.

Results

I	
II	
III	
IV	
V	

[5]

(b) Calculations

(i) Calculate the amount, in mol, of carbon dioxide given off in the reaction.

amount of CO₂ = mol [1]





(ii) The sodium carbonate, **FA 3**, was in excess in the reaction with sulfuric acid. Show by calculation that the sodium carbonate was in excess. Use your answer to **(b)(i)**.

[2]

(iii) Calculate the concentration, in mol dm^{-3} , of sulfuric acid in **FA 2**.

concentration of $\text{H}_2\text{SO}_4 = \dots\dots\dots \text{mol dm}^{-3}$ [1]

(c) (i) A student does not have a conical flask and uses a small beaker for the reaction. Explain why a conical flask is better.

.....
..... [1]

(ii) Two students made suggestions of how they thought the experiment in **(a)** could be adapted to determine the concentration of sulfuric acid, **FA 2**, by using other reactions. In each case their teacher told them that this method was not suitable.

Explain, in each case, why the method is **not** suitable. Do **not** consider factors based on quantities of any reagent.

Student 1 suggested using magnesium in place of sodium carbonate.

.....
.....

Student 2 suggested using calcium carbonate in place of sodium carbonate.

.....
.....

[3]

DO NOT WRITE IN THIS MARGIN

DO NOT WRITE IN THIS MARGIN

DO NOT WRITE IN THIS MARGIN

DO NOT WRITE IN THIS MARGIN

DO NOT WRITE IN THIS MARGIN





(d) State the uncertainty in a single reading of your balance.

uncertainty = \pm g

Calculate the maximum percentage error in the mass of **FA 3** that you weighed out in (a).

maximum percentage error = % [1]

[Total: 14]

DO NOT WRITE IN THIS MARGIN





Qualitative analysis

For each test you should record all your observations in the spaces provided.

Examples of observations include:

- colour changes seen
- the formation of any precipitate and its solubility (where appropriate) in an excess of the reagent added
- the formation of any gas and its identification (where appropriate) by a suitable test.

You should record clearly at what stage in a test an observation is made.

Where no change is observed, you should write 'no change'.

Where reagents are selected for use in a test, the name or correct formula of the element or compound must be given.

If any solution is warmed, a boiling tube must be used. If a solid is heated, a hard-glass test-tube must be used.

Rinse and reuse test-tubes and boiling tubes where possible.

No additional tests should be attempted.

3 FA 4, FA 5 and FA 6 are compounds of the same metal in different oxidation states.

- (a) (i) Place a small spatula measure of **FA 4** in a hard-glass test-tube. Heat the tube gently at first and then more strongly.

Record all your observations.

Leave the tube and contents to cool and keep for use in (a)(iii).

.....

.....

.....

..... [2]

DO NOT WRITE IN THIS MARGIN





- (ii) Dissolve a **small** spatula measure of **FA 4** in approximately 5 cm depth of distilled water in a boiling tube and add approximately 1 cm depth of dilute sulfuric acid.

Carry out the following tests and record your observations in Table 3.1.

Table 3.1

<i>test</i>	<i>observations</i>
Test 1 To a 1 cm depth of aqueous FA 4 in a test-tube add aqueous iron(II) sulfate.	
Test 2 To a 1 cm depth of aqueous FA 4 in a test-tube add hydrogen peroxide.	

[2]

- (iii) To the cooled test-tube in **(a)(i)** add a 5 cm depth of distilled water. Observe and record the colour formed.

..... [1]





- (b) Dissolve a small spatula measure of **FA 5** in a boiling tube half-filled with distilled water. Warming may be needed to dissolve the **FA 5**.

Carry out the following tests and record your observations in Table 3.2.

For each of the tests use a 1 cm depth of this **FA 5** solution in a test-tube.

Table 3.2

<i>test</i>	<i>observations</i>
Test 1 Add dilute nitric acid, then ----- add aqueous silver nitrate.	
Test 2 Add aqueous barium chloride or barium nitrate, then ----- add dilute nitric acid.	
Test 3 Add aqueous sodium hydroxide, then ----- add hydrogen peroxide.	

[3]





- (c) Carry out the following tests and record your observations in Table 3.3. Identify any gases produced.

For each of the tests use a small spatula measure of **FA 6** in a test-tube.

Table 3.3

<i>test</i>	<i>observations and gases produced</i>
Test 1 Add a 1 cm depth of dilute nitric acid.	
Test 2 Add a few drops of concentrated hydrochloric acid. CARE Hydrochloric acid is corrosive. Fill the test-tube with water as soon as you have made your observation.	
Test 3 Add a 1 cm depth of hydrogen peroxide.	

[3]

- (d) (i) Use your observations from the tests on **FA 4**, **FA 5** and **FA 6** to suggest the identity of the metal present in all 3 compounds.

Metal identity

[1]

- (ii) Identify the oxidation state of the metal in each compound.

FA 4

FA 5

FA 6

[2]

[Total: 14]



* 00080000013 *



13



BLANK PAGE

DO NOT WRITE IN THIS MARGIN





Qualitative analysis notes

1 Reactions of cations

cation	reaction with	
	NaOH(aq)	NH ₃ (aq)
aluminium, Al ³⁺ (aq)	white ppt. soluble in excess	white ppt. insoluble in excess
ammonium, NH ₄ ⁺ (aq)	no ppt. ammonia produced on warming	–
barium, Ba ²⁺ (aq)	faint white ppt. is observed unless [Ba ²⁺ (aq)] is very low	no ppt.
calcium, Ca ²⁺ (aq)	white ppt. unless [Ca ²⁺ (aq)] is very low	no ppt.
chromium(III), Cr ³⁺ (aq)	grey-green ppt. soluble in excess giving dark green solution	grey-green ppt. insoluble in excess
copper(II), Cu ²⁺ (aq)	pale blue ppt. insoluble in excess	pale blue ppt. soluble in excess giving dark blue solution
iron(II), Fe ²⁺ (aq)	green ppt. turning brown on contact with air insoluble in excess	green ppt. turning brown on contact with air insoluble in excess
iron(III), Fe ³⁺ (aq)	red-brown ppt. insoluble in excess	red-brown ppt. insoluble in excess
magnesium, Mg ²⁺ (aq)	white ppt. insoluble in excess	white ppt. insoluble in excess
manganese(II), Mn ²⁺ (aq)	off-white ppt. rapidly turning brown on contact with air insoluble in excess	off-white ppt. rapidly turning brown on contact with air insoluble in excess
zinc, Zn ²⁺ (aq)	white ppt. soluble in excess	white ppt. soluble in excess

2 Reactions of anions

anion	reaction
carbonate, CO ₃ ²⁻	CO ₂ liberated by dilute acids
chloride, Cl ⁻ (aq)	gives white ppt. with Ag ⁺ (aq) (soluble in NH ₃ (aq))
bromide, Br ⁻ (aq)	gives cream/off-white ppt. with Ag ⁺ (aq) (partially soluble in NH ₃ (aq))
iodide, I ⁻ (aq)	gives pale yellow ppt. with Ag ⁺ (aq) (insoluble in NH ₃ (aq))
nitrate, NO ₃ ⁻ (aq)	NH ₃ liberated on heating with OH ⁻ (aq) and Al foil
nitrite, NO ₂ ⁻ (aq)	NH ₃ liberated on heating with OH ⁻ (aq) and Al foil; decolourises acidified aqueous KMnO ₄
sulfate, SO ₄ ²⁻ (aq)	gives white ppt. with Ba ²⁺ (aq) (insoluble in excess dilute strong acids); gives white ppt. with high [Ca ²⁺ (aq)]
sulfite, SO ₃ ²⁻ (aq)	gives white ppt. with Ba ²⁺ (aq) (soluble in excess dilute strong acids); decolourises acidified aqueous KMnO ₄
thiosulfate, S ₂ O ₃ ²⁻ (aq)	gives off-white/pale yellow ppt. slowly with H ⁺





3 Tests for gases

gas	test and test result
ammonia, NH ₃	turns damp red litmus paper blue
carbon dioxide, CO ₂	gives a white ppt. with limewater
hydrogen, H ₂	'pops' with a lighted splint
oxygen, O ₂	relights a glowing splint

4 Tests for elements

element	test and test result
iodine, I ₂	gives blue-black colour on addition of starch solution

Important values, constants and standards

molar gas constant	$R = 8.31 \text{ J K}^{-1} \text{ mol}^{-1}$
Faraday constant	$F = 9.65 \times 10^4 \text{ C mol}^{-1}$
Avogadro constant	$L = 6.022 \times 10^{23} \text{ mol}^{-1}$
electronic charge	$e = -1.60 \times 10^{-19} \text{ C}$
molar volume of gas	$V_m = 22.4 \text{ dm}^3 \text{ mol}^{-1}$ at s.t.p. (101 kPa and 273 K) $V_m = 24.0 \text{ dm}^3 \text{ mol}^{-1}$ at room conditions
ionic product of water	$K_w = 1.00 \times 10^{-14} \text{ mol}^2 \text{ dm}^{-6}$ (at 298 K (25 °C))
specific heat capacity of water	$c = 4.18 \text{ kJ kg}^{-1} \text{ K}^{-1}$ (4.18 J g ⁻¹ K ⁻¹)





The Periodic Table of Elements

		Group																																																			
1	2	3	4	5	6	7	8	9	10	11	12	13	14	15	16	17	18																																				
		<table border="1" style="margin: auto;"> <tr> <td style="text-align: center;">1</td> <td style="text-align: center;">H hydrogen 1.0</td> </tr> </table>																1	H hydrogen 1.0																																		
1	H hydrogen 1.0																																																				
		<table border="1" style="margin: auto;"> <tr> <td style="text-align: center;">2</td> <td style="text-align: center;">He helium 4.0</td> </tr> </table>																2	He helium 4.0																																		
2	He helium 4.0																																																				
		<table border="1" style="margin: auto;"> <tr> <td style="text-align: center;">3</td> <td style="text-align: center;">Li lithium 6.9</td> <td style="text-align: center;">4</td> <td style="text-align: center;">Be beryllium 9.0</td> </tr> </table>																3	Li lithium 6.9	4	Be beryllium 9.0																																
3	Li lithium 6.9	4	Be beryllium 9.0																																																		
		<table border="1" style="margin: auto;"> <tr> <td style="text-align: center;">5</td> <td style="text-align: center;">B boron 10.8</td> <td style="text-align: center;">6</td> <td style="text-align: center;">C carbon 12.0</td> <td style="text-align: center;">7</td> <td style="text-align: center;">N nitrogen 14.0</td> <td style="text-align: center;">8</td> <td style="text-align: center;">O oxygen 16.0</td> <td style="text-align: center;">9</td> <td style="text-align: center;">F fluorine 19.0</td> <td style="text-align: center;">10</td> <td style="text-align: center;">Ne neon 20.2</td> </tr> </table>																5	B boron 10.8	6	C carbon 12.0	7	N nitrogen 14.0	8	O oxygen 16.0	9	F fluorine 19.0	10	Ne neon 20.2																								
5	B boron 10.8	6	C carbon 12.0	7	N nitrogen 14.0	8	O oxygen 16.0	9	F fluorine 19.0	10	Ne neon 20.2																																										
		<table border="1" style="margin: auto;"> <tr> <td style="text-align: center;">11</td> <td style="text-align: center;">Na sodium 23.0</td> <td style="text-align: center;">12</td> <td style="text-align: center;">Mg magnesium 24.3</td> <td style="text-align: center;">13</td> <td style="text-align: center;">Al aluminium 27.0</td> <td style="text-align: center;">14</td> <td style="text-align: center;">Si silicon 28.1</td> <td style="text-align: center;">15</td> <td style="text-align: center;">P phosphorus 31.0</td> <td style="text-align: center;">16</td> <td style="text-align: center;">S sulfur 32.1</td> <td style="text-align: center;">17</td> <td style="text-align: center;">Cl chlorine 35.5</td> <td style="text-align: center;">18</td> <td style="text-align: center;">Ar argon 39.9</td> </tr> </table>																11	Na sodium 23.0	12	Mg magnesium 24.3	13	Al aluminium 27.0	14	Si silicon 28.1	15	P phosphorus 31.0	16	S sulfur 32.1	17	Cl chlorine 35.5	18	Ar argon 39.9																				
11	Na sodium 23.0	12	Mg magnesium 24.3	13	Al aluminium 27.0	14	Si silicon 28.1	15	P phosphorus 31.0	16	S sulfur 32.1	17	Cl chlorine 35.5	18	Ar argon 39.9																																						
		<table border="1" style="margin: auto;"> <tr> <td style="text-align: center;">19</td> <td style="text-align: center;">K potassium 39.1</td> <td style="text-align: center;">20</td> <td style="text-align: center;">Ca calcium 40.1</td> <td style="text-align: center;">21</td> <td style="text-align: center;">Sc scandium 45.0</td> <td style="text-align: center;">22</td> <td style="text-align: center;">Ti titanium 47.9</td> <td style="text-align: center;">23</td> <td style="text-align: center;">V vanadium 50.9</td> <td style="text-align: center;">24</td> <td style="text-align: center;">Cr chromium 52.0</td> <td style="text-align: center;">25</td> <td style="text-align: center;">Mn manganese 54.9</td> <td style="text-align: center;">26</td> <td style="text-align: center;">Fe iron 55.8</td> <td style="text-align: center;">27</td> <td style="text-align: center;">Co cobalt 58.9</td> <td style="text-align: center;">28</td> <td style="text-align: center;">Ni nickel 58.7</td> <td style="text-align: center;">29</td> <td style="text-align: center;">Cu copper 63.5</td> <td style="text-align: center;">30</td> <td style="text-align: center;">Zn zinc 65.4</td> <td style="text-align: center;">31</td> <td style="text-align: center;">Ga gallium 69.7</td> <td style="text-align: center;">32</td> <td style="text-align: center;">Ge germanium 72.6</td> <td style="text-align: center;">33</td> <td style="text-align: center;">As arsenic 74.9</td> <td style="text-align: center;">34</td> <td style="text-align: center;">Se selenium 79.0</td> <td style="text-align: center;">35</td> <td style="text-align: center;">Br bromine 79.9</td> <td style="text-align: center;">36</td> <td style="text-align: center;">Kr krypton 83.8</td> </tr> </table>																19	K potassium 39.1	20	Ca calcium 40.1	21	Sc scandium 45.0	22	Ti titanium 47.9	23	V vanadium 50.9	24	Cr chromium 52.0	25	Mn manganese 54.9	26	Fe iron 55.8	27	Co cobalt 58.9	28	Ni nickel 58.7	29	Cu copper 63.5	30	Zn zinc 65.4	31	Ga gallium 69.7	32	Ge germanium 72.6	33	As arsenic 74.9	34	Se selenium 79.0	35	Br bromine 79.9	36	Kr krypton 83.8
19	K potassium 39.1	20	Ca calcium 40.1	21	Sc scandium 45.0	22	Ti titanium 47.9	23	V vanadium 50.9	24	Cr chromium 52.0	25	Mn manganese 54.9	26	Fe iron 55.8	27	Co cobalt 58.9	28	Ni nickel 58.7	29	Cu copper 63.5	30	Zn zinc 65.4	31	Ga gallium 69.7	32	Ge germanium 72.6	33	As arsenic 74.9	34	Se selenium 79.0	35	Br bromine 79.9	36	Kr krypton 83.8																		
		<table border="1" style="margin: auto;"> <tr> <td style="text-align: center;">37</td> <td style="text-align: center;">Rb rubidium 85.5</td> <td style="text-align: center;">38</td> <td style="text-align: center;">Sr strontium 87.6</td> <td style="text-align: center;">39</td> <td style="text-align: center;">Y yttrium 88.9</td> <td style="text-align: center;">40</td> <td style="text-align: center;">Zr zirconium 91.2</td> <td style="text-align: center;">41</td> <td style="text-align: center;">Nb niobium 92.9</td> <td style="text-align: center;">42</td> <td style="text-align: center;">Mo molybdenum 95.9</td> <td style="text-align: center;">43</td> <td style="text-align: center;">Tc technetium —</td> <td style="text-align: center;">44</td> <td style="text-align: center;">Ru ruthenium 101.1</td> <td style="text-align: center;">45</td> <td style="text-align: center;">Rh rhodium 102.9</td> <td style="text-align: center;">46</td> <td style="text-align: center;">Pd palladium 106.4</td> <td style="text-align: center;">47</td> <td style="text-align: center;">Ag silver 107.9</td> <td style="text-align: center;">48</td> <td style="text-align: center;">Cd cadmium 112.4</td> <td style="text-align: center;">49</td> <td style="text-align: center;">In indium 114.8</td> <td style="text-align: center;">50</td> <td style="text-align: center;">Sn tin 118.7</td> <td style="text-align: center;">51</td> <td style="text-align: center;">Sb antimony 121.8</td> <td style="text-align: center;">52</td> <td style="text-align: center;">Te tellurium 127.6</td> <td style="text-align: center;">53</td> <td style="text-align: center;">I iodine 126.9</td> <td style="text-align: center;">54</td> <td style="text-align: center;">Xe xenon 131.3</td> </tr> </table>																37	Rb rubidium 85.5	38	Sr strontium 87.6	39	Y yttrium 88.9	40	Zr zirconium 91.2	41	Nb niobium 92.9	42	Mo molybdenum 95.9	43	Tc technetium —	44	Ru ruthenium 101.1	45	Rh rhodium 102.9	46	Pd palladium 106.4	47	Ag silver 107.9	48	Cd cadmium 112.4	49	In indium 114.8	50	Sn tin 118.7	51	Sb antimony 121.8	52	Te tellurium 127.6	53	I iodine 126.9	54	Xe xenon 131.3
37	Rb rubidium 85.5	38	Sr strontium 87.6	39	Y yttrium 88.9	40	Zr zirconium 91.2	41	Nb niobium 92.9	42	Mo molybdenum 95.9	43	Tc technetium —	44	Ru ruthenium 101.1	45	Rh rhodium 102.9	46	Pd palladium 106.4	47	Ag silver 107.9	48	Cd cadmium 112.4	49	In indium 114.8	50	Sn tin 118.7	51	Sb antimony 121.8	52	Te tellurium 127.6	53	I iodine 126.9	54	Xe xenon 131.3																		
		<table border="1" style="margin: auto;"> <tr> <td style="text-align: center;">55</td> <td style="text-align: center;">Cs caesium 132.9</td> <td style="text-align: center;">56</td> <td style="text-align: center;">Ba barium 137.3</td> <td style="text-align: center;">57–71</td> <td style="text-align: center;">lanthanoids</td> <td style="text-align: center;">72</td> <td style="text-align: center;">Hf hafnium 178.5</td> <td style="text-align: center;">73</td> <td style="text-align: center;">Ta tantalum 180.9</td> <td style="text-align: center;">74</td> <td style="text-align: center;">W tungsten 183.8</td> <td style="text-align: center;">75</td> <td style="text-align: center;">Re rhenium 186.2</td> <td style="text-align: center;">76</td> <td style="text-align: center;">Os osmium 190.2</td> <td style="text-align: center;">77</td> <td style="text-align: center;">Ir iridium 192.2</td> <td style="text-align: center;">78</td> <td style="text-align: center;">Pt platinum 195.1</td> <td style="text-align: center;">79</td> <td style="text-align: center;">Au gold 197.0</td> <td style="text-align: center;">80</td> <td style="text-align: center;">Hg mercury 200.6</td> <td style="text-align: center;">81</td> <td style="text-align: center;">Tl thallium 204.4</td> <td style="text-align: center;">82</td> <td style="text-align: center;">Pb lead 207.2</td> <td style="text-align: center;">83</td> <td style="text-align: center;">Bi bismuth 209.0</td> <td style="text-align: center;">84</td> <td style="text-align: center;">Po polonium —</td> <td style="text-align: center;">85</td> <td style="text-align: center;">At astatine —</td> <td style="text-align: center;">86</td> <td style="text-align: center;">Rn radon —</td> </tr> </table>																55	Cs caesium 132.9	56	Ba barium 137.3	57–71	lanthanoids	72	Hf hafnium 178.5	73	Ta tantalum 180.9	74	W tungsten 183.8	75	Re rhenium 186.2	76	Os osmium 190.2	77	Ir iridium 192.2	78	Pt platinum 195.1	79	Au gold 197.0	80	Hg mercury 200.6	81	Tl thallium 204.4	82	Pb lead 207.2	83	Bi bismuth 209.0	84	Po polonium —	85	At astatine —	86	Rn radon —
55	Cs caesium 132.9	56	Ba barium 137.3	57–71	lanthanoids	72	Hf hafnium 178.5	73	Ta tantalum 180.9	74	W tungsten 183.8	75	Re rhenium 186.2	76	Os osmium 190.2	77	Ir iridium 192.2	78	Pt platinum 195.1	79	Au gold 197.0	80	Hg mercury 200.6	81	Tl thallium 204.4	82	Pb lead 207.2	83	Bi bismuth 209.0	84	Po polonium —	85	At astatine —	86	Rn radon —																		
		<table border="1" style="margin: auto;"> <tr> <td style="text-align: center;">87</td> <td style="text-align: center;">Fr francium —</td> <td style="text-align: center;">88</td> <td style="text-align: center;">Ra radium —</td> <td style="text-align: center;">89–103</td> <td style="text-align: center;">actinoids</td> <td style="text-align: center;">104</td> <td style="text-align: center;">Rf rutherfordium —</td> <td style="text-align: center;">105</td> <td style="text-align: center;">Db dubnium —</td> <td style="text-align: center;">106</td> <td style="text-align: center;">Sg seaborgium —</td> <td style="text-align: center;">107</td> <td style="text-align: center;">Bh bohrium —</td> <td style="text-align: center;">108</td> <td style="text-align: center;">Hs hassium —</td> <td style="text-align: center;">109</td> <td style="text-align: center;">Mt meitnerium —</td> <td style="text-align: center;">110</td> <td style="text-align: center;">Ds darmstadtium —</td> <td style="text-align: center;">111</td> <td style="text-align: center;">Rg roentgenium —</td> <td style="text-align: center;">112</td> <td style="text-align: center;">Cn copernicium —</td> <td style="text-align: center;">113</td> <td style="text-align: center;">Nh nihonium —</td> <td style="text-align: center;">114</td> <td style="text-align: center;">Fl flerovium —</td> <td style="text-align: center;">115</td> <td style="text-align: center;">Mc moscovium —</td> <td style="text-align: center;">116</td> <td style="text-align: center;">Lv livermorium —</td> <td style="text-align: center;">117</td> <td style="text-align: center;">Ts tennessine —</td> <td style="text-align: center;">118</td> <td style="text-align: center;">Og oganesson —</td> </tr> </table>																87	Fr francium —	88	Ra radium —	89–103	actinoids	104	Rf rutherfordium —	105	Db dubnium —	106	Sg seaborgium —	107	Bh bohrium —	108	Hs hassium —	109	Mt meitnerium —	110	Ds darmstadtium —	111	Rg roentgenium —	112	Cn copernicium —	113	Nh nihonium —	114	Fl flerovium —	115	Mc moscovium —	116	Lv livermorium —	117	Ts tennessine —	118	Og oganesson —
87	Fr francium —	88	Ra radium —	89–103	actinoids	104	Rf rutherfordium —	105	Db dubnium —	106	Sg seaborgium —	107	Bh bohrium —	108	Hs hassium —	109	Mt meitnerium —	110	Ds darmstadtium —	111	Rg roentgenium —	112	Cn copernicium —	113	Nh nihonium —	114	Fl flerovium —	115	Mc moscovium —	116	Lv livermorium —	117	Ts tennessine —	118	Og oganesson —																		

Key

atomic number
atomic symbol
name
relative atomic mass

57	La lanthanum 138.9	58	Ce cerium 140.1	59	Pr praseodymium 140.9	60	Nd neodymium 144.2	61	Pm promethium —	62	Sm samarium 150.4	63	Eu europium 152.0	64	Gd gadolinium 157.3	65	Tb terbium 158.9	66	Dy dysprosium 162.5	67	Ho holmium 164.9	68	Er erbium 167.3	69	Tm thulium 168.9	70	Yb ytterbium 173.1	71	Lu lutetium 175.0
89	Ac actinium —	90	Th thorium 232.0	91	Pa protactinium 231.0	92	U uranium 238.0	93	Np neptunium —	94	Pu plutonium —	95	Am americium —	96	Cm curium —	97	Bk berkelium —	98	Cf californium —	99	Es einsteinium —	100	Fm fermium —	101	Md mendelevium —	102	No nobelium —	103	Lr lawrencium —

lanthanoids

actinoids

To avoid the issue of disclosure of answer-related information to candidates, all copyright acknowledgements are reproduced online in the Cambridge Assessment International Education Copyright Acknowledgements Booklet. This is produced for each series of examinations and is freely available to download at www.cambridgeinternational.org after the live examination series.

