



Cambridge International AS & A Level

CANDIDATE
NAME

--

CENTRE
NUMBER

--	--	--	--	--

CANDIDATE
NUMBER

--	--	--	--

CHEMISTRY

9701/22

Paper 2 AS Level Structured Questions

May/June 2020

1 hour 15 minutes

You must answer on the question paper.

You will need: Data booklet

INSTRUCTIONS

- Answer **all** questions.
- Use a black or dark blue pen. You may use an HB pencil for any diagrams or graphs.
- Write your name, centre number and candidate number in the boxes at the top of the page.
- Write your answer to each question in the space provided.
- Do **not** use an erasable pen or correction fluid.
- Do **not** write on any bar codes.
- You may use a calculator.
- You should show all your working, use appropriate units and use an appropriate number of significant figures.

INFORMATION

- The total mark for this paper is 60.
- The number of marks for each question or part question is shown in brackets [].

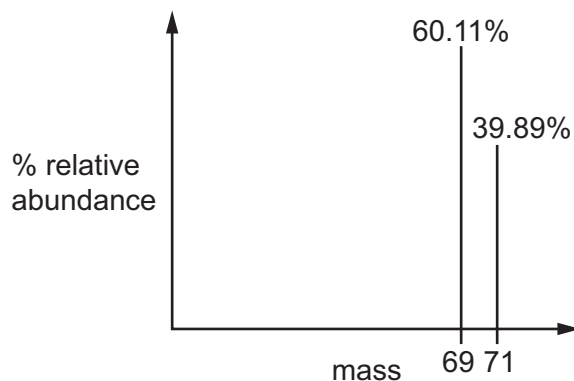
This document has **12** pages. Blank pages are indicated.



Answer **all** the questions in the spaces provided.

- 1 Gallium is an element in Group 13.

A sample of gallium is analysed using a mass spectrometer. The mass spectrum produced is shown.



- (a) Explain what is meant by the term *relative atomic mass*.

.....
 [2]

- (b) Calculate the relative atomic mass of gallium in this sample. Give your answer to 4 significant figures.

Show your working.

relative atomic mass = [2]

- (c) Complete the table which describes a gaseous atom of gallium.

isotope	nucleon number	total number of electrons in lowest energy level	type of orbital which contains the electron in the highest energy level
^{71}Ga			

[3]

(d) When gallium is heated in excess chlorine, gallium trichloride, GaCl_3 , is made.

Draw the shape of the gallium trichloride molecule and suggest the Cl-Ga-Cl bond angle.

shape of molecule

bond angle

[2]

(e) Gallium oxide, Ga_2O_3 , and aluminium oxide react in the same way with $\text{HCl}(\text{aq})$ and with $\text{NaOH}(\text{aq})$.

(i) Suggest the equation for the reaction between Ga_2O_3 and $\text{HCl}(\text{aq})$.

..... [1]

(ii) Suggest an equation for the reaction between gallium oxide and $\text{NaOH}(\text{aq})$.

..... [2]

[Total: 12]

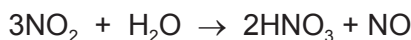
2 Nitric acid can be made in a 3-stage process.

Stage 1 Ammonia is oxidised by oxygen from the air, to form nitrogen monoxide and water. This reaction is carried out at 10–13 atmospheres pressure and 900 °C in the presence of a platinum catalyst.

Stage 2 Nitrogen monoxide reacts with more oxygen to form nitrogen dioxide.



Stage 3 Nitrogen dioxide reacts with water to make nitric acid and nitrogen monoxide.



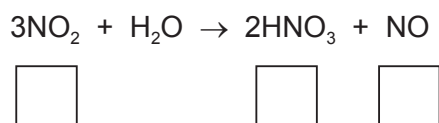
(a) Write an equation to show the reaction occurring in stage 1.

..... [1]

(b) Draw a 'dot-and-cross' diagram to show the arrangement of outer electrons in a molecule of ammonia.

[1]

(c) (i) In the boxes, give the oxidation numbers of nitrogen in the nitrogen-containing species for the reaction in stage 3.



[2]

(ii) Explain why the reaction in stage 3 is described as a disproportionation reaction. Include reference to transfer of electrons in your answer.

.....

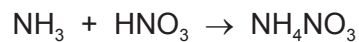
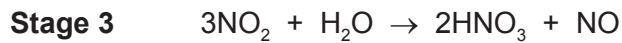
 [2]

- (d) The release of nitrogen monoxide into the atmosphere causes atmospheric pollution.

State and explain the effect of nitrogen monoxide gas in contact with moist air.

.....
 [2]

- (e) The nitric acid made in stage 3 can then be reacted with ammonia to form ammonium nitrate.



Calculate the volume of nitrogen dioxide, measured at room temperature and pressure, required to make 40 tonnes of ammonium nitrate.

[1 tonne = 1000 kg]

Show your working.

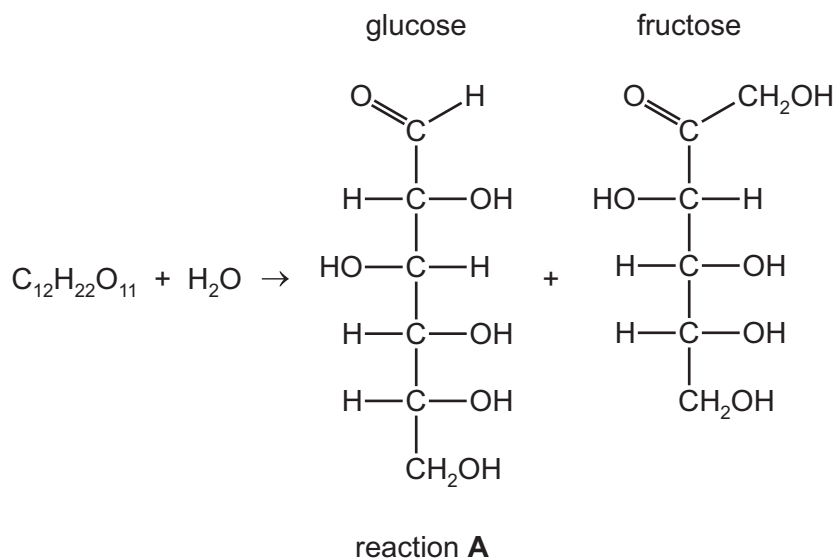
volume of nitrogen dioxide = [3]

- (f) State **one** use of ammonium nitrate.

..... [1]

[Total: 12]

- 3 Sucrose, $C_{12}H_{22}O_{11}$, reacts with water to form glucose and fructose in reaction **A**.



- (a) Suggest a name for this type of reaction.

..... [1]

- (b) Explain in detail, why glucose and fructose are a pair of structural isomers. Your answer should refer specifically to these two molecules.

.....

 [2]

- (c) Reaction **A** occurs faster in the presence of an enzyme. This is reaction **B**.

- (i) The activation energy for reaction **B** is $+29 \text{ kJ mol}^{-1}$.

Predict a value for the activation energy of reaction **A**.

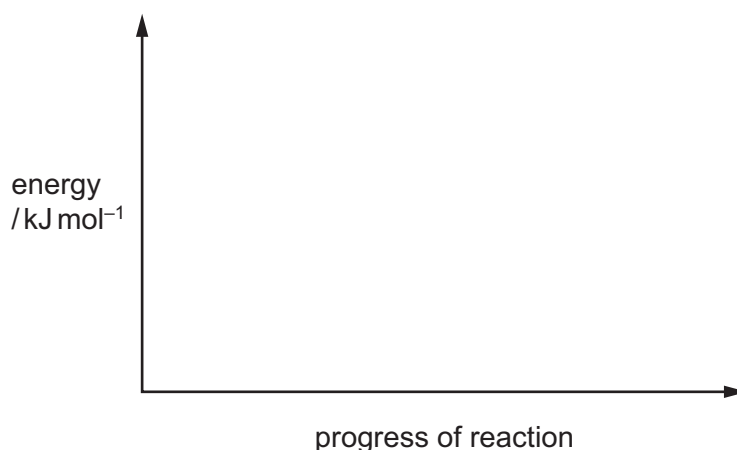
..... [1]

- (ii) The enthalpy change for reaction **A** is -14 kJ mol^{-1} .

Predict a value for the enthalpy change for reaction **B**.

..... [1]

- (iii) Sketch a labelled energy level diagram for reaction B. Use relevant values from (c)(i) and (c)(ii).



[2]

- (d) 1.00 g of sucrose, $C_{12}H_{22}O_{11}$, is completely combusted. The heat energy produced is used to increase the temperature of 250 g of water inside a calorimeter from 25.0°C to 40.7°C .

These data can be used to calculate the enthalpy change of combustion of sucrose.

- (i) Explain what is meant by the term *enthalpy change of combustion of sucrose*.

.....

 [2]

- (ii) Use the *Data Booklet* to calculate the enthalpy change, in kJ mol^{-1} , for the combustion of sucrose.

Assume that all of the heat energy produced is transferred to the water.

Show your working.

enthalpy change of combustion of sucrose = kJ mol^{-1}
 [3]

[Total: 12]

- 4 (a) An unlabelled bottle contains a straight-chain halogenoalkane, **Q**. The molecular formula of **Q** is $C_5H_{11}X$, where **X** is a halogen; bromine, chlorine or iodine.

A test is carried out to identify the halogen present in **Q**.

A sample of **Q** is added to $NaOH(aq)$ and warmed. Dilute nitric acid is then added followed by a few drops of aqueous silver nitrate. A cream precipitate is observed.

- (i) Suggest the identity of **X**.

..... [1]

- (ii) Write an ionic equation to describe the formation of the cream precipitate. Include state symbols.

..... [1]

- (iii) Describe a further test which would confirm the identity of **X**.

test

expected result

[2]

- (b) The reaction of **Q** with $NaOH(aq)$ tends to proceed via an S_N2 mechanism.

- (i) Suggest the structural formula of the straight-chain halogenoalkane **Q**.

[1]

- (ii) Explain why the reaction tends to proceed via an S_N2 mechanism rather than an S_N1 mechanism.

.....

.....

..... [2]

- (c) Two different halogenoalkanes, **P** and **R**, both with the molecular formula C_4H_9Cl , are separately dissolved in ethanol and heated under reflux with sodium hydroxide.

The major organic product of each of these reactions is methylpropene.

- (i) Name the type of reaction occurring.

..... [1]

- (ii) Write an equation, using molecular formulae, to represent the reaction occurring.

..... [1]

- (iii) Draw the skeletal formula of methylpropene.

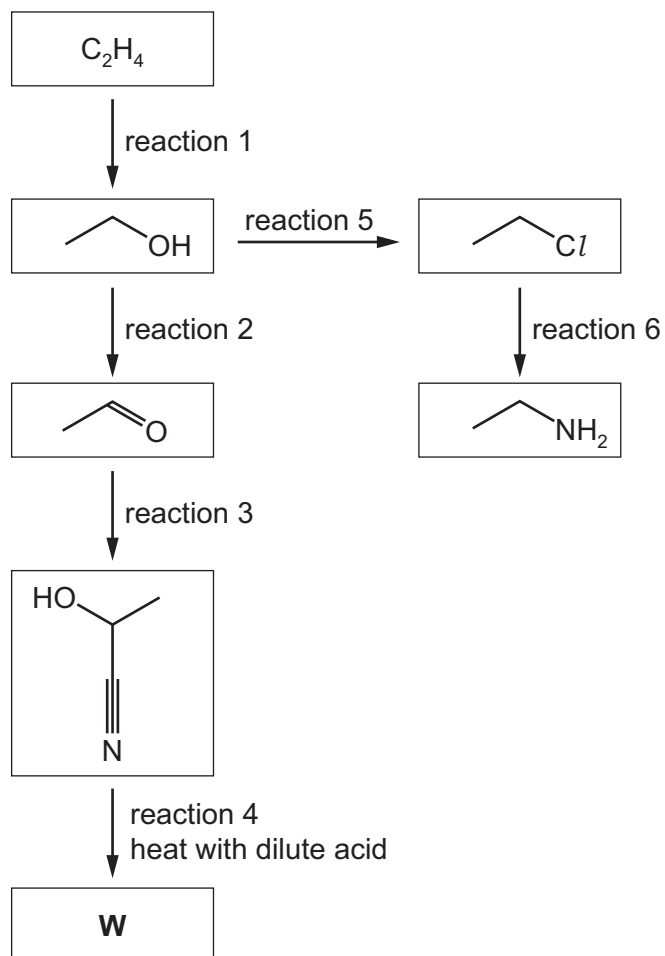
[1]

- (iv) Give the names of **P** and **R**.

..... [2]

[Total: 12]

5 The reaction sequence shows how ethene, C_2H_4 , can be converted into other organic molecules.



(a) Complete the table to give

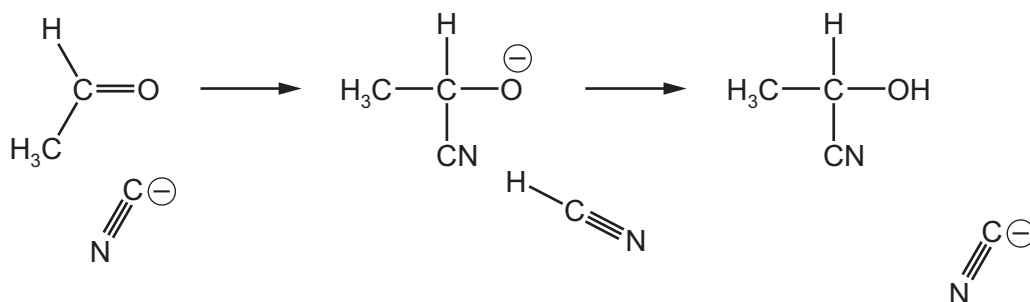
- the name of the reaction mechanisms of reactions 1 and 6
- the reagents and conditions required for reactions 1, 2 and 6.

reaction	name of mechanism	name of reagents and conditions
1		
2		
6		

[6]

(b) In reaction 3 the organic molecule reacts with HCN and a KCN catalyst.

(i) Complete the diagram to show the mechanism of the reaction occurring. Include all relevant dipoles, lone pairs and curly arrows in your answer.



[3]

(ii) Name the functional groups present in the product of reaction 3.

..... [2]

(c) Draw the structure of the organic molecule **W** formed in reaction 4.

[1]

[Total: 12]

BLANK PAGE

Permission to reproduce items where third-party owned material protected by copyright is included has been sought and cleared where possible. Every reasonable effort has been made by the publisher (UCLES) to trace copyright holders, but if any items requiring clearance have unwittingly been included, the publisher will be pleased to make amends at the earliest possible opportunity.

To avoid the issue of disclosure of answer-related information to candidates, all copyright acknowledgements are reproduced online in the Cambridge Assessment International Education Copyright Acknowledgements Booklet. This is produced for each series of examinations and is freely available to download at www.cambridgeinternational.org after the live examination series.

Cambridge Assessment International Education is part of the Cambridge Assessment Group. Cambridge Assessment is the brand name of the University of Cambridge Local Examinations Syndicate (UCLES), which itself is a department of the University of Cambridge.