



UNIVERSITY OF CAMBRIDGE INTERNATIONAL EXAMINATIONS
General Certificate of Education Advanced Level

CANDIDATE
NAME

CENTRE
NUMBER

--	--	--	--	--

CANDIDATE
NUMBER

--	--	--	--



CHEMISTRY

9701/53

Paper 5 Planning, Analysis and Evaluation

May/June 2010

1 hour 15 minutes

Candidates answer on the Question Paper.

No Additional Materials are required.

READ THESE INSTRUCTIONS FIRST

Write your Centre number, candidate number and name on all the work you hand in.

Write in dark blue or black pen.

You may use a soft pencil for any diagrams, graphs or rough working.

Do not use staples, paper clips, highlighters, glue or correction fluid.

DO **NOT** WRITE IN ANY BARCODES.

Answer **all** questions.

You may lose marks if you do not show your working or if you do not use appropriate units.

Use of a Data Booklet is unnecessary.

At the end of the examination, fasten all your work securely together.

The number of marks is given in brackets [] at the end of each question or part question.

bestexamhelp.com

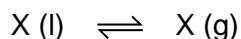
For Examiner's Use	
1	
2	
Total	

This document consists of **9** printed pages and **3** blank pages.



- 1 At any temperature, equilibrium can be established between a liquid X and the vapour given off by that liquid.

For
Examiner's
Use



As the temperature of the system is raised, so the pressure exerted by the vapour increases. When the vapour pressure becomes equal to the surrounding (ambient) air pressure, the liquid boils.

When the liquid contains a dissolved solid (solute), the vapour pressure above the liquid is reduced.

You are to plan an experiment to investigate how the boiling point of an aqueous solution of potassium chloride depends on the concentration of the solution.

- (a) (i) By considering how the vapour pressure changes as the concentration of the aqueous potassium chloride increases, predict and explain how the boiling point of the solution will be affected by the concentration of the solution.


Predict how the boiling point will change

.....
.....

Explanation

.....
.....

- (ii) Display your prediction in the form of a sketch graph, labelling clearly the point representing the boiling point of pure water and its value.



[3]

(b) In the experiment you are about to plan, identify the following.

(i) the independent variable

(ii) the dependent variable

[2]

(c) Draw a diagram of the apparatus you would use in the experiment. Your apparatus should use only standard items found in a school or college laboratory and should show clearly

(i) how the solution will be heated and over-heating of the solution prevented,

(ii) how the thermometer will be positioned. Remember you are investigating an equilibrium.

Label each piece of apparatus used, indicating its size or capacity and the temperature range that the thermometer should cover.

[3]

For
Examiner's
Use

(e) State a hazard that must be considered when planning the experiment.

.....
.....[1]

(f) State a limiting factor that must be taken into account when increasing the concentration of the aqueous potassium chloride.

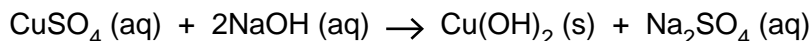
.....
.....
.....[1]

(g) Draw up a table with appropriate headings to show the data you would record when carrying out your experiments and the values you would calculate in order to construct a graph to support or reject your prediction in (a). The headings should include the appropriate units.

[2]

[Total: 15]

- 2 When aqueous sodium hydroxide, NaOH, is added to aqueous copper(II) sulfate, CuSO₄, a precipitate of copper(II) hydroxide, Cu(OH)₂, is produced. The stoichiometric equation for this reaction is



An experiment was carried out to investigate this stoichiometry.

- A weighed sample of copper(II) sulfate-5-water, CuSO₄·5H₂O, was completely dissolved in distilled water.
- An **excess** of aqueous sodium hydroxide was added.
- The resultant precipitate was filtered off.
- The precipitate was washed thoroughly and completely dried.
- The mass of the precipitate was recorded.

- (a) Calculate the relative formula mass, M_r , of each of the following. [A_r : Cu, 63.5; S, 32.1; O, 16.0; H, 1.0]

CuSO ₄ ·5H ₂ O	Cu(OH) ₂
M_r	M_r

[1]

- (b) The results of the experiment are recorded below.

A	B	C	D	E
mass of CuSO ₄ ·5H ₂ O /g	mass of Cu(OH) ₂ /g			
2.50	0.78			
6.24	1.95			
9.99	3.12			
14.98	4.20			
19.97	6.24			
24.96	7.80			
29.95	9.36			
34.94	11.81			
42.43	13.26			

Process the results in the table to calculate the number of moles of CuSO₄·5H₂O used and the number of moles of Cu(OH)₂ produced, to enable you to plot a graph to show the relative number of moles of the CuSO₄·5H₂O and Cu(OH)₂.

Record these values to **three** decimal places in the additional columns of the table. You may use some or all of the columns.

Label the columns you use.

For each column you use, include units where appropriate and an expression to show how your values are calculated.

You may use the column headings A to E in your expressions. [2]


- (c) Why was it **not** necessary to know the concentration of the aqueous sodium hydroxide?

.....

.....[1]

(d) Present the data calculated in (b) in graphical form. Draw the line of best fit.

For
Examiner's
Use



[3]

(g) State whether the result in (f) confirms or not the stoichiometry of the equation for the reaction between aqueous copper(II) sulfate and aqueous sodium hydroxide.

For
Examiner's
Use

.....
.....
.....
.....

Comment on your conclusion.

.....
.....
.....
.....
.....
.....
.....

[2]

[Total: 15]

BLANK PAGE

Permission to reproduce items where third-party owned material protected by copyright is included has been sought and cleared where possible. Every reasonable effort has been made by the publisher (UCLES) to trace copyright holders, but if any items requiring clearance have unwittingly been included, the publisher will be pleased to make amends at the earliest possible opportunity.

University of Cambridge International Examinations is part of the Cambridge Assessment Group. Cambridge Assessment is the brand name of University of Cambridge Local Examinations Syndicate (UCLES), which is itself a department of the University of Cambridge.