

**MARK SCHEME for the May/June 2012 question paper
for the guidance of teachers**

0606 ADDITIONAL MATHEMATICS

0606/21

Paper 2, maximum raw mark 80

This mark scheme is published as an aid to teachers and candidates, to indicate the requirements of the examination. It shows the basis on which Examiners were instructed to award marks. It does not indicate the details of the discussions that took place at an Examiners' meeting before marking began, which would have considered the acceptability of alternative answers.

Mark schemes must be read in conjunction with the question papers and the report on the examination.

- Cambridge will not enter into discussions or correspondence in connection with these mark schemes.

Cambridge is publishing the mark schemes for the May/June 2012 question papers for most IGCSE, GCE Advanced Level and Advanced Subsidiary Level syllabuses and some Ordinary Level syllabuses.

Page 2	Mark Scheme: Teachers' version	Syllabus	Paper
	IGCSE – May/June 2012	0606	21

Mark Scheme Notes

Marks are of the following three types:

- M Method mark, awarded for a valid method applied to the problem. Method marks are not lost for numerical errors, algebraic slips or errors in units. However, it is not usually sufficient for a candidate just to indicate an intention of using some method or just to quote a formula; the formula or idea must be applied to the specific problem in hand, e.g. by substituting the relevant quantities into the formula. Correct application of a formula without the formula being quoted obviously earns the M mark and in some cases an M mark can be implied from a correct answer.
 - A Accuracy mark, awarded for a correct answer or intermediate step correctly obtained. Accuracy marks cannot be given unless the associated method mark is earned (or implied).
 - B Accuracy mark for a correct result or statement independent of method marks.
- When a part of a question has two or more "method" steps, the M marks are generally independent unless the scheme specifically says otherwise; and similarly when there are several B marks allocated. The notation DM or DB (or dep*) is used to indicate that a particular M or B mark is dependent on an earlier M or B (asterisked) mark in the scheme. When two or more steps are run together by the candidate, the earlier marks are implied and full credit is given.
 - The symbol ∇ implies that the A or B mark indicated is allowed for work correctly following on from previously incorrect results. Otherwise, A or B marks are given for correct work only. A and B marks are not given for fortuitously "correct" answers or results obtained from incorrect working.
 - Note: B2 or A2 means that the candidate can earn 2 or 0.
B2, 1, 0 means that the candidate can earn anything from 0 to 2.

Page 3	Mark Scheme: Teachers' version	Syllabus	Paper
	IGCSE – May/June 2012	0606	21

The following abbreviations may be used in a mark scheme or used on the scripts:

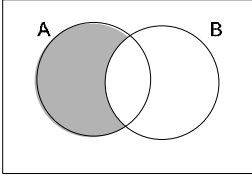
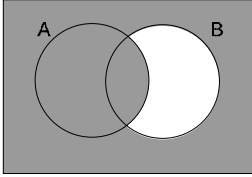
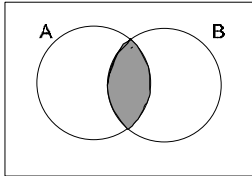
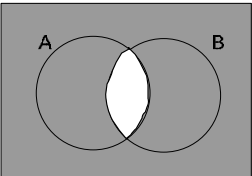
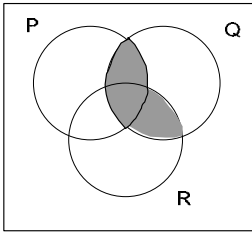
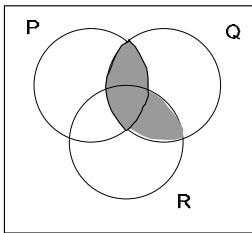
AG	Answer Given on the question paper (so extra checking is needed to ensure that the detailed working leading to the result is valid)
BOD	Benefit of Doubt (allowed when the validity of a solution may not be absolutely clear)
CAO	Correct Answer Only (emphasising that no "follow through" from a previous error is allowed)
ISW	Ignore Subsequent Working
MR	Misread
PA	Premature Approximation (resulting in basically correct work that is insufficiently accurate)
SOS	See Other Solution (the candidate makes a better attempt at the same question)

Penalties

- MR –1 A penalty of MR –1 is deducted from A or B marks when the data of a question or part question are genuinely misread and the object and difficulty of the question remain unaltered. In this case all A and B marks then become "follow through" marks. MR is not applied when the candidate misreads his own figures – this is regarded as an error in accuracy.
- OW –1, 2 This is deducted from A or B marks when essential working is omitted.
- PA –1 This is deducted from A or B marks in the case of premature approximation.
- S –1 Occasionally used for persistent slackness – usually discussed at a meeting.
- EX –1 Applied to A or B marks when extra solutions are offered to a particular equation. Again, this is usually discussed at the meeting.

Page 4	Mark Scheme: Teachers' version	Syllabus	Paper
	IGCSE – May/June 2012	0606	21

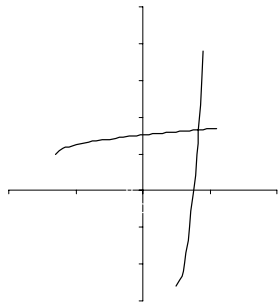
<p>1 (i) $\frac{1}{26} \begin{pmatrix} 5 & 3 \\ -2 & 4 \end{pmatrix}$</p> <p>(ii) $A^{-1} \begin{pmatrix} -10 \\ 21 \end{pmatrix}$ $x = 0.5, y = 4$</p>	<p>B1 + B1</p> <p>M1</p> <p>A1</p> <p>[4]</p>
<p>2 Calculates $(2 + \sqrt{3})^2$</p> <p>$7 + 4\sqrt{3}$ oe</p> <p>Rationalise denominator $\left(\frac{16 + 9\sqrt{3}}{7 + 4\sqrt{3}} \times \frac{7 - 4\sqrt{3}}{7 - 4\sqrt{3}} \right)$</p> <p>$4 - \sqrt{3}$</p>	<p>M1</p> <p>A1</p> <p>M1</p> <p>A1</p> <p>[4]</p>
<p>3 (a) $a = 3, b = 8, c = 7$</p> <p>(b) (i) $\frac{2\pi}{3}$ or 120</p> <p>(ii) 5</p>	<p>B1 + B1 + B1</p> <p>B1</p> <p>B1</p> <p>[5]</p>
<p>4 (i) $2x \ln x + x^2 \times \frac{1}{x}$</p> <hr style="border-top: 1px dashed black;"/> <p>(ii) $\int (2x \ln x + x) dx = x^2 \ln x (+c)$</p> <p>$\int x \ln x dx = \frac{1}{2} (x^2 \ln x (+c) - \int x dx)$</p> <p>$\frac{1}{2} x^2 \ln x - \frac{1}{4} x^2 (+c)$</p>	<p>B1 + B1</p> <p>M1</p> <p>M1</p> <p>A1</p> <p>[5]</p>
<p>5 (a) $2x \log 3 = \log 1000$ 3.14 cao</p> <p>(b) Express in powers of 6 $\frac{6^{4y-10}}{6^{3y}} = \frac{6^{2y-1}}{6^{3y+18}}$ Uses rules of indices $(4y - 10 - 3y = 2y - 1 - 3y - 18)$ $y = -4.5$</p>	<p>M1</p> <p>A1</p> <p>M1</p> <p>A1</p> <p>M1</p> <p>A1</p> <p>[6]</p>

<p>6</p>	<p>(i)  </p> <p>And False</p> <p>(ii)  </p> <p>And False</p> <p>(iii)  </p> <p>And True</p>	<p>B1 + B1</p> <p>B1 + B1</p> <p>B1 + B1</p> <p>[6]</p>
<p>7</p>	<p>Writes $\frac{648}{\sqrt{x}}$ as $648x^{-\frac{1}{2}}$.</p> <p>Differentiate</p> $f'(x) = 2x + 324x^{-\frac{3}{2}}$ $f''(x) = 2 - 486x^{-\frac{5}{2}}$ <p>Solve $f''(x) = 0$</p> $x = 9$	<p>B1</p> <p>M1</p> <p>A1</p> <p>A1</p> <p>M1</p> <p>A1</p> <p>[6]</p>

Page 6	Mark Scheme: Teachers' version	Syllabus	Paper
	IGCSE – May/June 2012	0606	21

<p>8 (i) $\vec{AB} = \vec{OB} - \vec{OA}$ $9\mathbf{i} + 45\mathbf{j}$</p> <p>(ii) $\vec{OC} = \vec{OA} + \frac{1}{3}\vec{AB}$ $\vec{OC} = 5\mathbf{i} + 12\mathbf{j}$ $OC = \sqrt{5^2 + 12^2}$ 13</p> <p>(iii) $\vec{OD} = \frac{2}{3}(2\mathbf{i} - 3\mathbf{j})$ $\frac{4}{3}\mathbf{i} - 2\mathbf{j}$</p> <p style="text-align: center;"> $\vec{OD} = \begin{pmatrix} 2\lambda \\ -3\lambda \end{pmatrix}$ and solve $\frac{12 + 3\lambda}{5 - 2\lambda} = \frac{42}{11}$ $\frac{4}{3}\mathbf{i} - 2\mathbf{j}$ </p>	<p>M1 A1</p> <p>M1 A1</p> <p>M1 A1</p> <p>M1 A1</p> <p>[8]</p>
<p>9 Rearrange to form quadratic equation $2t^2 - 9t - 5 = 0$ Solve 3 term quadratic for $v = 0$ $t = 5$</p> <p>$\frac{dv}{dt} = 2 - \frac{6}{(t+1)^2}$ $\frac{11}{6}$</p>	<p>M1 A1 M1 A1</p> <p>M1 A1 A1</p> <p>[7]</p>
<p>10 $m_{CB} = \frac{1}{2}$</p> <p>(AD) $y - 4 = \frac{1}{2}(x - 11)$ or $x - 2y = 3$</p> <p>Uses $m_1 m_2 = -1$</p> <p>(CD) $y - 2 = -2(x + 3)$ or $2x + y = -4$</p> <p>Solves equation AD with equation CD $D(-1, -2)$</p> <p>Completely correct method for area 55</p>	<p>B1</p> <p>M1 A1</p> <p>M1</p> <p>A1</p> <p>M1 A1</p> <p>M1 A1</p> <p>[9]</p>

Page 7	Mark Scheme: Teachers' version	Syllabus	Paper
	IGCSE – May/June 2012	0606	21

<p>11 (i) $AB = 12 \sin 1 = 10.1$ AG</p> <p>(ii) $AC = 12 \cos 1 = 6.48$ or 6.5 oe $\angle BCD = 2.14$ or $(\pi - 1)$ Use $s = r\theta$ (25.7) Use complete plan 54.3</p> <p>(iii) Area $ACB = \frac{1}{2} \times \text{base} \times \text{height}$ Area $BCD = \frac{1}{2} r^2 \theta$ 154 or 32.7 (or 33) 187</p>	<p>B1</p> <p>B1 B1 M1 M1 A1</p> <p>M1</p> <p>M1</p> <p>A1 A1</p> <p>[10]</p>
<p>12E (i) $y = 2(x - 5)^2 - 13$ or $a = 2, b = -5, c = -13$</p> <p>(ii) $(5, -13)$</p> <p>(iii) 5</p> <p>(iv)</p>  <p>(v) Method for inverse $5 + \sqrt{\frac{(x+13)}{2}}$</p>	<p>B1+B1+B1</p> <p>B1[^]</p> <p>B1[^]</p> <p>B1+B1</p> <p>M1</p> <p>A2, 1, 0 [10]</p>

