

--	--	--	--	--

--	--	--	--

0580/31

May/June 2017

2 hours

Additional Materials: Electronic calculator Geometrical instruments
Tracing paper (optional)

READ THESE INSTRUCTIONS FIRST

DO NOT WRITE IN ANY BARCODES.

For π , use either your calculator value or 3.142.

The total of the marks for this paper is 104.

This document consists of **16** printed pages.

- 1** Camilla joins a soccer club.
The total cost of joining is made up of membership, kit and travel.

(a) The ratio membership : kit : travel = 3 : 5 : 6.
The cost of membership is \$78.

(i) Show that the total cost of joining is \$364.

[1]

(ii) Calculate the cost of the kit and the cost of the travel.

Kit = \$

Travel = \$ [3]

(b) Camilla's father pays $\frac{10}{13}$ of the \$364.
Camilla pays the rest.

Calculate how much she pays.

\$ [2]

(c) Camilla's brother joins the soccer club.
He receives a 12% discount on the \$364 because he is younger than Camilla.

Calculate the total cost of joining for him.

\$ [2]

- (d) During the year, Camilla's team played 24 matches.
The table gives some information about the results of these matches.

Played	Won	Drawn	Lost
24	W	6	L

- (i) Write down an equation, in terms of W and L , for the number of matches played.

..... [1]

- (ii) Points are given when a team wins or draws a match.

The points are

Match won 3 points
Match drawn 1 point
Match lost 0 points.

The team has a total of 54 points.

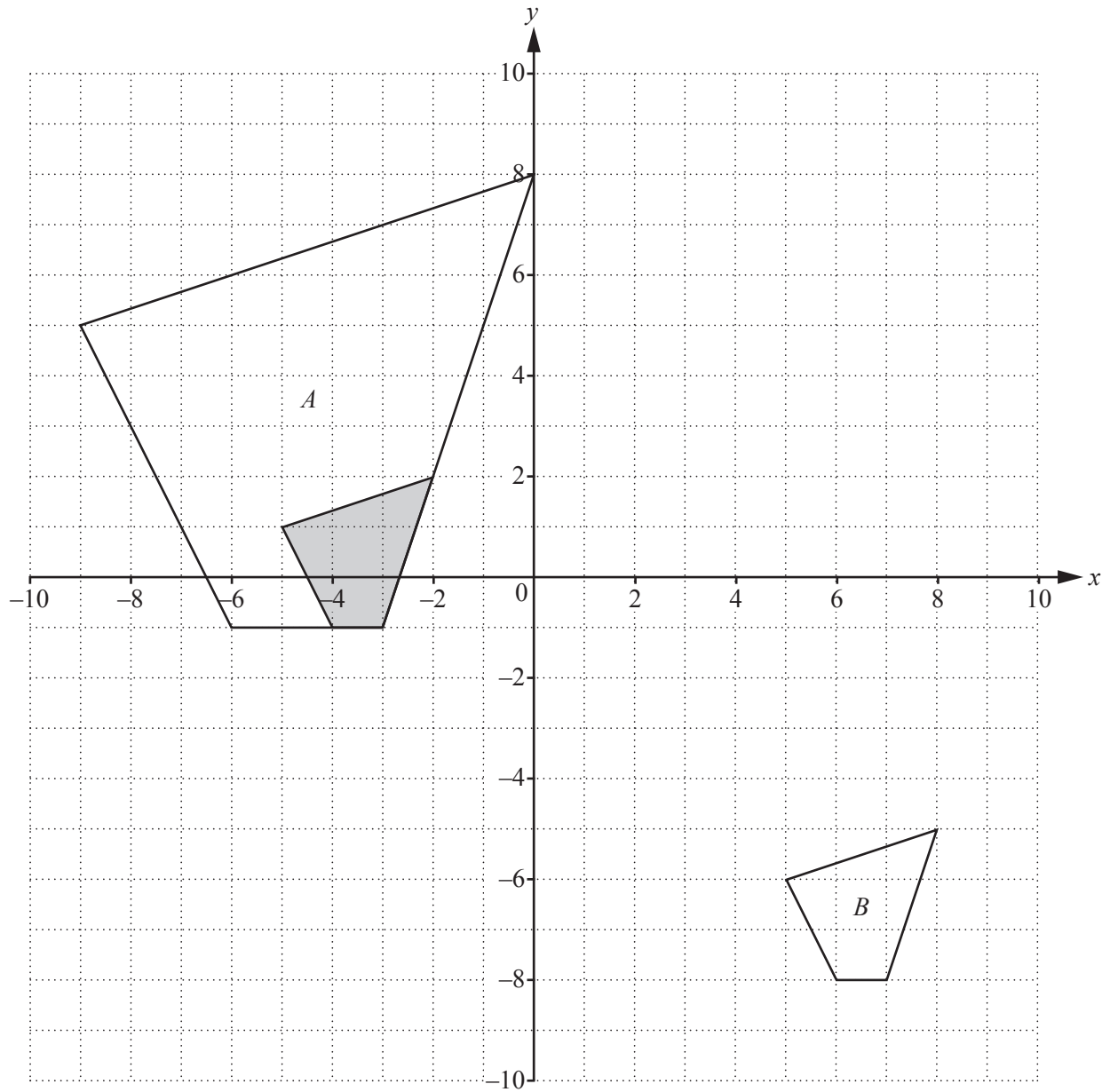
Write down an equation, in terms of W , for the total points given.

..... [1]

- (iii) Work out the value of W and the value of L .

$W =$

$L =$ [3]



(a) Write down the mathematical name of the shaded polygon.

..... [1]

- (b) Describe fully the **single** transformation that maps the shaded polygon onto polygon *A*.

.....
..... [3]

- (c) Describe fully the **single** transformation that maps the shaded polygon onto polygon *B*.

.....
..... [2]

- (d) On the grid, draw the reflection of the shaded polygon in the line $x = 2$. [2]

- (e) On the grid, draw the rotation of the shaded polygon through 90° anti-clockwise about the origin. [2]

- 3 Francis asks 30 families how many children they have. The table shows the results.

Number of children in each family	0	1	2	3	4	5
Number of families	4	6	6	2	9	3

- (a) (i) Write down the mode.

..... [1]

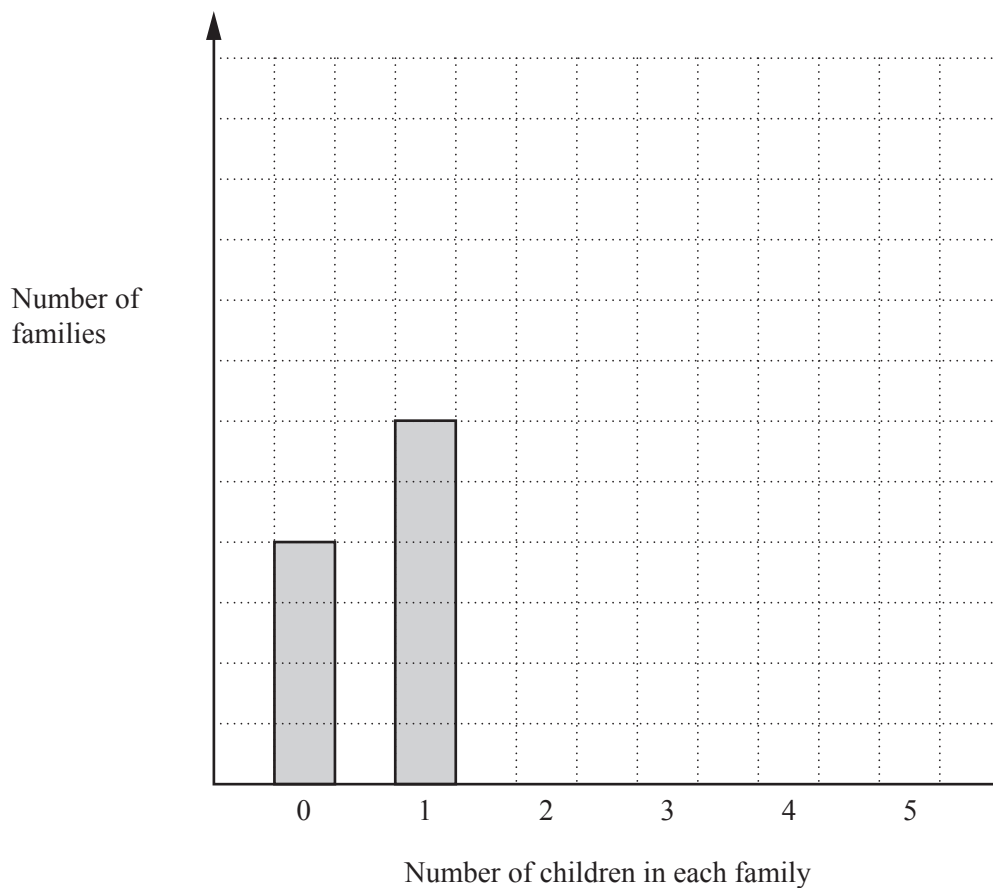
- (ii) Find the median.

..... [1]

- (iii) Calculate the mean.

..... [3]

- (iv) Complete the bar chart, including the vertical scale.



[3]

- (b) Francis also recorded the age group and gender of the children aged 12 or less. The information is shown in the table.

	Age 4 and younger	Age 5 to 8	Age 9 to 12	Total
Male			9	
Female	11			36
Total		30	20	75

Complete the table.

[2]

- (c) Francis displays the results for the totals of each age group on a pie chart. The sector angle for the group 'Age 4 and younger' is 120° .

Calculate the sector angle for

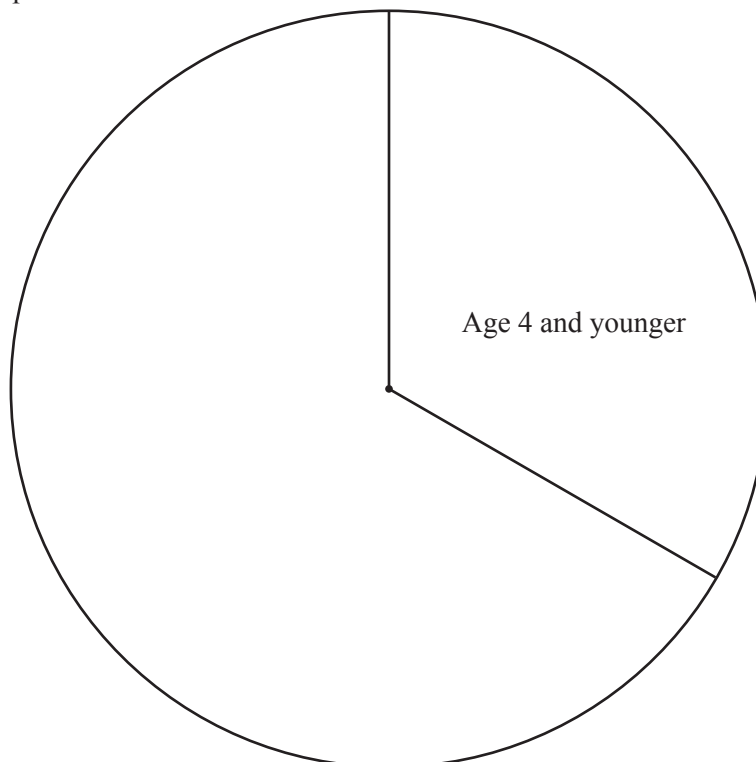
- (i) age 5 to 8,

..... [2]

- (ii) age 9 to 12.

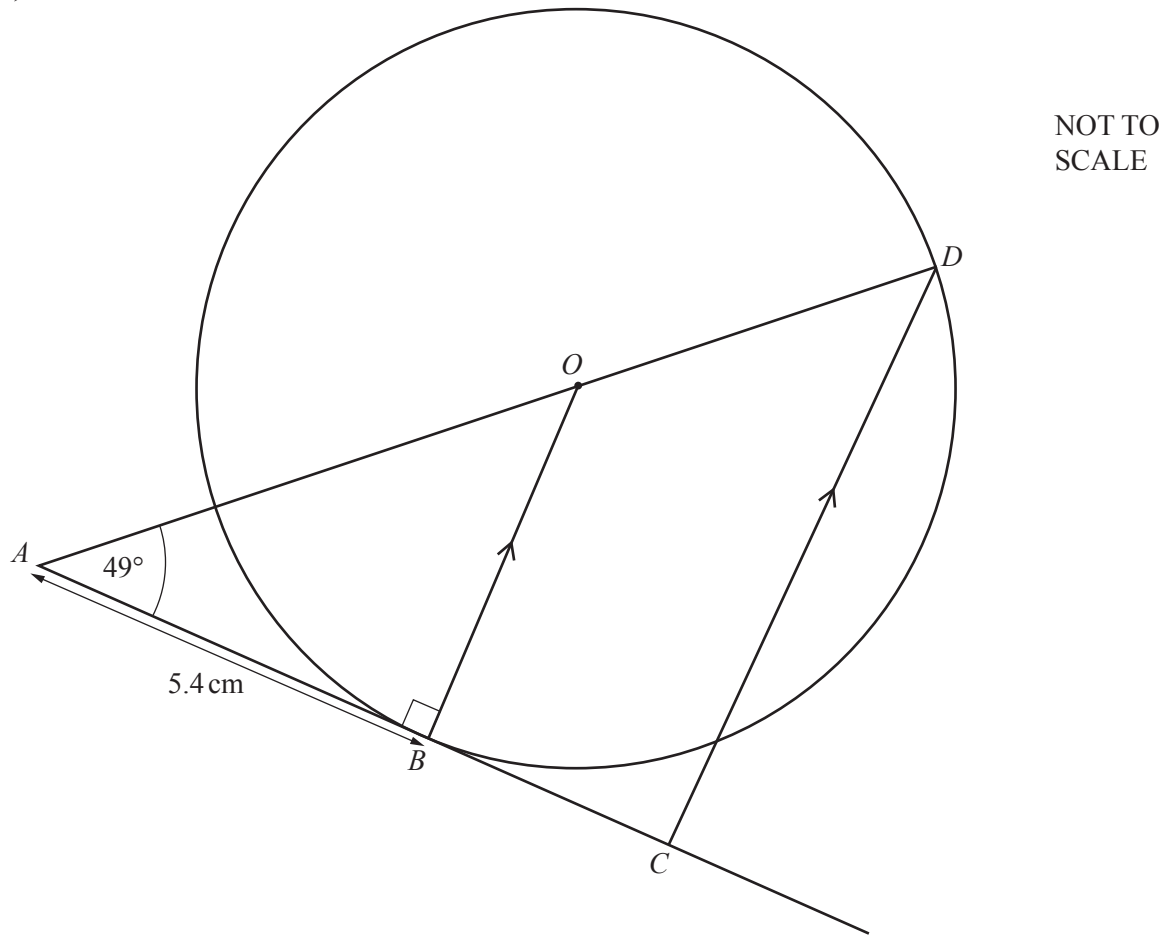
..... [1]

- (d) Complete the pie chart.



[1]

4 (a)



The diagram shows a circle, centre O , with points B and D on the circumference.
 The line AC touches the circle at B .
 OB is parallel to DC and angle $OAB = 49^\circ$.

- (i) Write down the mathematical name of the line OB .

..... [1]

- (ii) Write down the reason why angle ABO is 90° .

.....
 [1]

- (iii) Find angle AOB .

Angle $AOB =$ [1]

- (iv) Write down the reason why angle $ADC =$ angle AOB .

..... [1]

- (v) Complete the statement using a mathematical word.

Triangle AOB is to triangle ADC . [1]

(vi) $AB = 5.4\text{ cm}$

Calculate

(a) OB ,

$OB = \dots\dots\dots\text{ cm}$ [2]

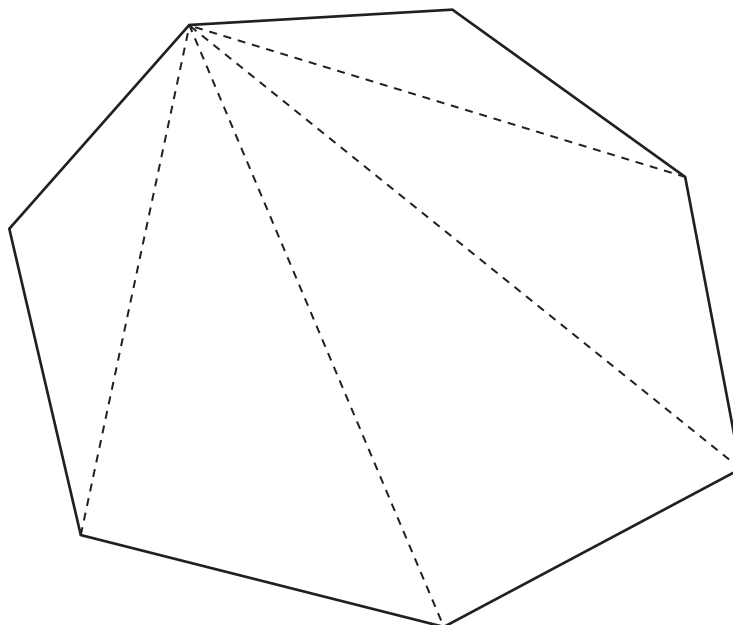
(b) OA ,

$OA = \dots\dots\dots\text{ cm}$ [2]

(c) the area of triangle AOB .

$\dots\dots\dots\text{ cm}^2$ [2]

(b) Here is a polygon with 7 sides.



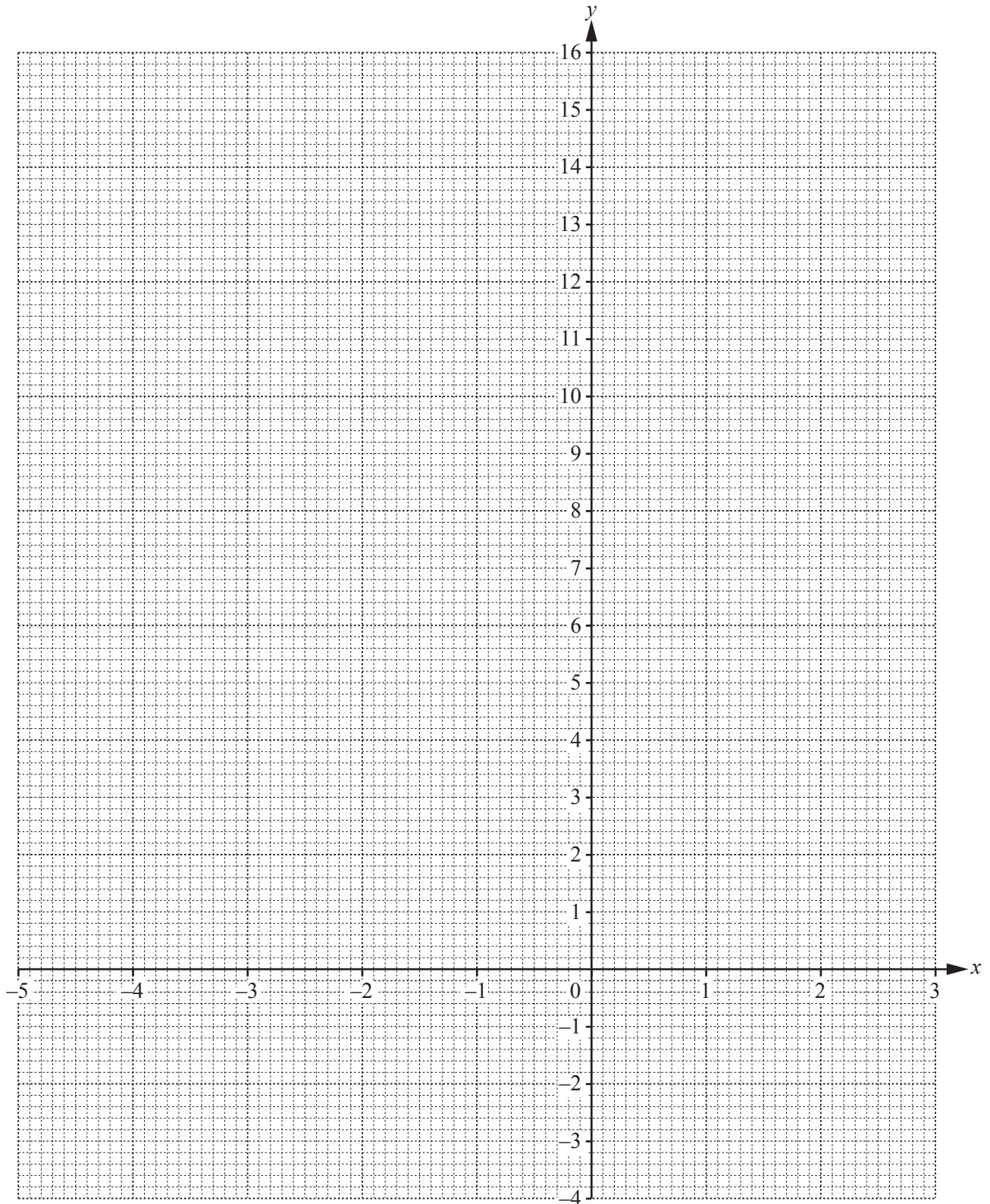
Show that the sum of the interior angles of this polygon is 900° .

- 5 (a) Complete the table of values for $y = x^2 + 2x - 1$.

x	-5	-4	-3	-2	-1	0	1	2	3
y	14		2	-1		-1	2		

[3]

- (b) On the grid, draw the graph of $y = x^2 + 2x - 1$ for $-5 \leq x \leq 3$.



[4]

(c) (i) On the grid, draw the line of symmetry. [1]

(ii) Write down the equation of the line of symmetry.

..... [1]

(d) (i) On the grid, plot the points $(-5, 7)$ and $(0, -3)$ and join them with a straight line, L . [2]

(ii) Write down the x co-ordinate of each point where the line L crosses the graph of $y = x^2 + 2x - 1$.

$x =$ and $x =$ [2]

(iii) Work out the gradient of the line L .

..... [2]

- 6 Eduardo goes to the Theatre.
He leaves his house at twenty-five minutes to six in the evening.

(a) Write down this time using the 24-hour clock.

..... [1]

- (b) He travels to the Theatre by bus.
Part of the timetable is shown below.

Belmont Road	17 40	18 15	18 50
Railway Station	17 47	18 20	18 57
Leisure Centre	17 59	18 34	19 07
Theatre	18 05	18 40	19 12
Bus Station	18 16	18 48	19 22

It takes Eduardo 16 minutes to walk to the Railway Station from his house.

- (i) Find the time he arrives at the Railway Station.

..... [1]

- (ii) He gets on the next bus to the Theatre.

Find the time he arrives at the Theatre.

..... [1]

- (iii) The 18 50 bus from Belmont Road takes the least time to travel to the Bus Station.

Work out how many minutes quicker this journey is than the journey on the 17 40 bus.

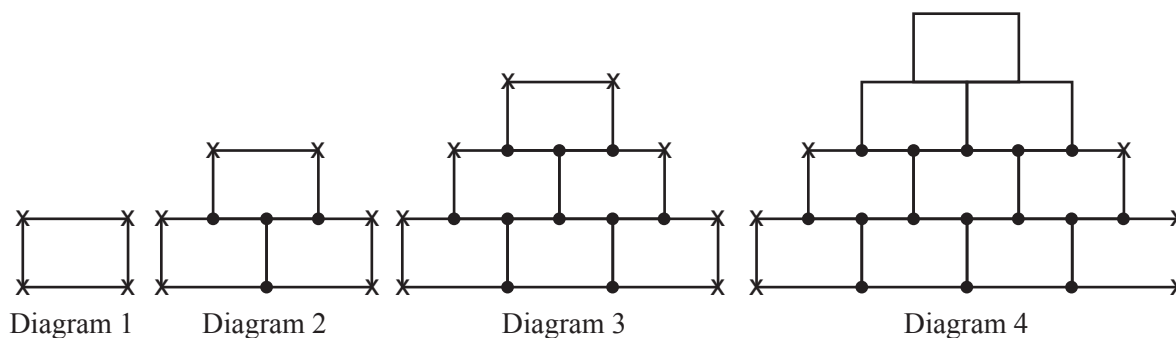
..... min [2]

- (iv) The distance from Belmont Road to the Bus Station is 8.5 km.

Calculate the average speed for the bus leaving Belmont Road at 17 40.
Give your answer in kilometres per hour, correct to 1 decimal place.

..... km/h [4]

- 7 Here is a sequence of diagrams made using identical rectangles.
 A dot is shown at the junction of three lines.
 A cross is shown at the junction of two lines.



- (a) Write down the order of rotational symmetry of Diagram 1.

..... [1]

- (b) Complete Diagram 4 using dots and crosses.

[1]

- (c) Complete the table for Diagram 4 and Diagram 5.

Diagram	1	2	3	4	5
Number of dots	0	4	10		
Number of crosses	4	6	8		

[3]

- (d) (i) Describe, in words, the rule for continuing the sequence for the number of dots.

..... [1]

- (ii) The expression for the number of dots in Diagram n is $n^2 + n - 2$.

Find the number of dots in Diagram 12.

..... [2]

- (e) (i) Write down an expression for the number of crosses in Diagram n .

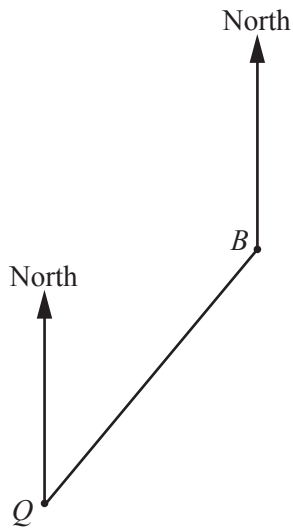
..... [2]

- (ii) Diagram n has 100 crosses.

Find the value of n .

$n =$ [2]

- 8 The scale drawing shows the positions of Bogota (B) and Quito (Q).
The scale is 1 centimetre represents 150 kilometres.



Scale: 1 cm to 150 km

- (a) (i) Measure the length of the line BQ .

..... cm [1]

- (ii) Work out the actual distance from Bogota to Quito.

..... km [1]

- (iii) Measure the bearing of Quito from Bogota.

..... [1]

- (b) A plane leaves Quito and flies straight to Manaus.
Manaus is 2100 km on a bearing of 100° from Quito.

On the scale drawing, mark the position of Manaus (M).

[3]

- (c) The plane flies the 2100 km from Quito to Manaus at an average speed of 550 km/h.

Calculate the time taken for this flight

- (i) in hours, correct to 3 significant figures,

..... h [2]

- (ii) in hours and minutes, correct to the nearest minute.

..... h min [1]

Question 9 is printed on the next page.

- 9 Francesca owns a business.
One year she has a total of \$6000 to spend on rent, furniture and office equipment.

- (a) (i) The rent is \$400 per month.

Work out how much Francesca spends on rent in this year.

\$ [1]

- (ii) Desks cost \$58.50 each and chairs cost \$15 each.
Francesca buys 2 desks and 5 chairs.

Work out how much Francesca spends on furniture.

\$ [2]

- (iii) Francesca also spends \$800 on office equipment.

Work out how much remains of the \$6000.

\$ [2]

- (iv) She spends this remaining amount on boxes of paper.
Paper costs \$4.95 per box.

Work out how many boxes she buys.

..... boxes [2]

- (b) Francesca needs to buy computer equipment.
She borrows \$2000 from a bank for 3 years at a rate of 5% per year compound interest.

Calculate the total amount she pays back at the end of the 3 years.

\$ [3]

Permission to reproduce items where third-party owned material protected by copyright is included has been sought and cleared where possible. Every reasonable effort has been made by the publisher (UCLES) to trace copyright holders, but if any items requiring clearance have unwittingly been included, the publisher will be pleased to make amends at the earliest possible opportunity.

To avoid the issue of disclosure of answer-related information to candidates, all copyright acknowledgements are reproduced online in the Cambridge International Examinations Copyright Acknowledgements Booklet. This is produced for each series of examinations and is freely available to download at www.cie.org.uk after the live examination series.

Cambridge International Examinations is part of the Cambridge Assessment Group. Cambridge Assessment is the brand name of University of Cambridge Local Examinations Syndicate (UCLES), which is itself a department of the University of Cambridge.