

Cambridge IGCSE™

ECONOMICS**0455/21**

Paper 2 Structured Questions

May/June 2024

MARK SCHEME

Maximum Mark: 90

Published

This mark scheme is published as an aid to teachers and candidates, to indicate the requirements of the examination. It shows the basis on which Examiners were instructed to award marks. It does not indicate the details of the discussions that took place at an Examiners' meeting before marking began, which would have considered the acceptability of alternative answers.

Mark schemes should be read in conjunction with the question paper and the Principal Examiner Report for Teachers.

Cambridge International will not enter into discussions about these mark schemes.

Cambridge International is publishing the mark schemes for the May/June 2024 series for most Cambridge IGCSE, Cambridge International A and AS Level and Cambridge Pre-U components, and some Cambridge O Level components.

This document consists of **24** printed pages.

PUBLISHED**Generic Marking Principles**

These general marking principles must be applied by all examiners when marking candidate answers. They should be applied alongside the specific content of the mark scheme or generic level descriptions for a question. Each question paper and mark scheme will also comply with these marking principles.

GENERIC MARKING PRINCIPLE 1:

Marks must be awarded in line with:

- the specific content of the mark scheme or the generic level descriptors for the question
- the specific skills defined in the mark scheme or in the generic level descriptors for the question
- the standard of response required by a candidate as exemplified by the standardisation scripts.

GENERIC MARKING PRINCIPLE 2:

Marks awarded are always **whole marks** (not half marks, or other fractions).

GENERIC MARKING PRINCIPLE 3:

Marks must be awarded **positively**:

- marks are awarded for correct/valid answers, as defined in the mark scheme. However, credit is given for valid answers which go beyond the scope of the syllabus and mark scheme, referring to your Team Leader as appropriate
- marks are awarded when candidates clearly demonstrate what they know and can do
- marks are not deducted for errors
- marks are not deducted for omissions
- answers should only be judged on the quality of spelling, punctuation and grammar when these features are specifically assessed by the question as indicated by the mark scheme. The meaning, however, should be unambiguous.

GENERIC MARKING PRINCIPLE 4:

Rules must be applied consistently, e.g. in situations where candidates have not followed instructions or in the application of generic level descriptors.

GENERIC MARKING PRINCIPLE 5:

Marks should be awarded using the full range of marks defined in the mark scheme for the question (however; the use of the full mark range may be limited according to the quality of the candidate responses seen).

GENERIC MARKING PRINCIPLE 6:

Marks awarded are based solely on the requirements as defined in the mark scheme. Marks should not be awarded with grade thresholds or grade descriptors in mind.

PUBLISHED**Social Science-Specific Marking Principles
(for point-based marking)****1 Components using point-based marking:**

- Point marking is often used to reward knowledge, understanding and application of skills. We give credit where the candidate's answer shows relevant knowledge, understanding and application of skills in answering the question. We do not give credit where the answer shows confusion.

From this it follows that we:

- a** DO credit answers which are worded differently from the mark scheme if they clearly convey the same meaning (unless the mark scheme requires a specific term)
- b** DO credit alternative answers/examples which are not written in the mark scheme if they are correct
- c** DO credit answers where candidates give more than one correct answer in one prompt/numbered/scaffolded space where extended writing is required rather than list-type answers. For example, questions that require n reasons (e.g. State two reasons ...)
- d** DO NOT credit answers simply for using a 'key term' unless that is all that is required. (Check for evidence it is understood and not used wrongly)
- e** DO NOT credit answers which are obviously self-contradicting or trying to cover all possibilities
- f** DO NOT give further credit for what is effectively repetition of a correct point already credited unless the language itself is being tested. This applies equally to 'mirror statements' (i.e. polluted/not polluted)
- g** DO NOT require spellings to be correct, unless this is part of the test. However spellings of syllabus terms must allow for clear and unambiguous separation from other syllabus terms with which they may be confused (e.g. Corrasion/Corrosion).

2 Presentation of mark scheme:

- Slashes (/) or the word 'or' separate alternative ways of making the same point
- Semi colons (;) bullet points (•) or figures in brackets (1) separate different points
- Content in the answer column in brackets is for examiner information/context to clarify the marking but is not required to earn the mark (except Accounting syllabuses where they indicate negative numbers).




















3 Calculation questions:

- The mark scheme will show the steps in the most likely correct method(s), the mark for each step, the correct answer(s) and the mark for each answer
- If working/explanation is considered essential for full credit, this will be indicated in the question paper and in the mark scheme. In all other instances, the correct answer to a calculation should be given full credit, even if no supporting working is shown
- Where the candidate uses a valid method which is not covered by the mark scheme, award equivalent marks for reaching equivalent stages
- Where an answer makes use of a candidate's own incorrect figure from previous working, the 'own figure rule' applies: full marks will be given if a correct and complete method is used. Further guidance will be included in the mark scheme where necessary and any exceptions to this general principle will be noted.

4 Annotation:

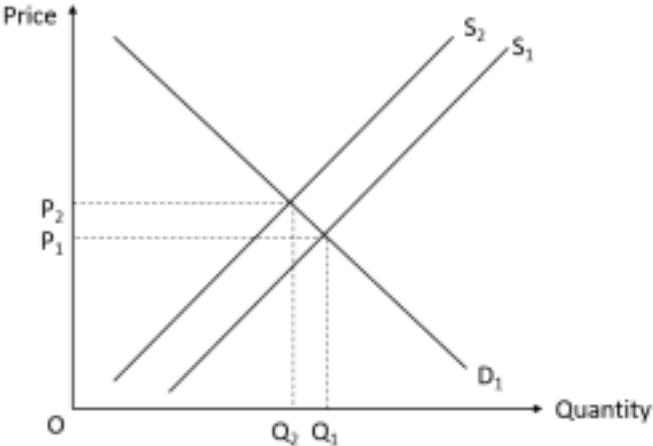
- For point marking, ticks can be used to indicate correct answers and crosses can be used to indicate wrong answers. There is no direct relationship between ticks and marks. Ticks have no defined meaning for levels of response marking
- For levels of response marking, the level awarded should be annotated on the script
- Other annotations will be used by examiners as agreed during standardisation, and the meaning will be understood by all examiners who marked that paper.

Common examiner annotations on 0455/2281/0987 and 2286

	Uncertain what the candidate means – an illogical line of thought		MAX
	Benefit of the doubt		Not answered question
	Blank page		Not established – a statement made without any support
	Caret – a word is missing.		Repetition
	Confused		SEEN
	Cross		Tick – a credit worthy point
	Highlight Please do NOT use this on live scripts		Too vague
	Nothing creditworthy		To be used when a candidate has misidentified a question they have answered. E.g.: This is an answer to Q4c and not Q5c.
	Level 1		
	Level 2		
	Level 3		

Question	Answer	Mark	Guidance
1(a)	<p>Calculate the price elasticity of demand for coffee.</p> <p>(–) 0.3 (1)</p>	1	Accept 0.3
1(b)	<p>Identify <u>two</u> rewards to factors of production in Nicaragua.</p> <p>Wages (1) profits (1)</p>	2	Only accept these answers if within the first three listed.
1(c)	<p>Explain <u>one</u> way in which unemployment is measured.</p> <p>Claimant count (1) based on workers claiming unemployment benefits (1).</p> <p>OR</p> <p>Labour force survey (1) asking people if they are out of work and looking for employment (1).</p>	2	One mark for a way identified and one mark for an explanation.
1(d)	<p>Explain <u>two</u> functions of money in Nicaragua.</p> <p>Medium of exchange (1) used to buy and sell products / used to trade (1).</p> <p>Store of value (1) used to save / keeps its value over a period of time (1).</p>	4	<p>One mark each for each of two functions identified and one mark for each of two explanations.</p> <p>Only accept these answers if within the first three listed.</p>

Question	Answer	Mark	Guidance
1(e)	<p>Analyse the relationship between the percentage of the labour force employed in agriculture and GDP per head.</p> <p>Coherent analysis which might include:</p> <p>Relationship: Inverse or negative relationship / move in opposite directions (1). Countries with a high percentage of their labour force employed in agriculture tend to have a low GDP per head (1).</p> <p>Supporting evidence: The four countries with the lowest % of the labour force employed in agriculture had the highest GDP per head (1)</p> <p>Specific reference to one or more countries e.g. Bahamas had the lowest % employed in agriculture and the highest GDP per head (1).</p> <p>Use of GDP per head data to show comparison between country with high employment in agriculture and one with low percentage employment in agriculture (1).</p> <p>Analysis of expected relationship: Wages may be low in agriculture (1) wages / value added tends to be higher in the secondary and / or tertiary sector (1).</p> <p>Exception: Nicaragua / Dominica (1) Nicaragua has the second highest % of labour force employed in agriculture but the lowest GDP per head / Dominica had the highest % of labour force employed in agriculture but the second to lowest GDP (1).</p> <p>Analysis of exception: Explanation of another influence on GDP per head (1).</p>	4	<p>Responses do not have to be in the format suggested but they should address the expected/normal relationship, offer supporting evidence of that, highlight any exceptions to that, and analyse the overall data.</p> <p>Note the four are: Bahamas Barbados Costa Rica Saint Lucia</p>

Question	Answer	Mark	Guidance
1(f)	<p>Analyse, using a demand and supply diagram, how a drought could affect the market for coffee.</p> <p>Coherent analysis which might include:</p> <p>D&S diagram:</p> <p>Axes correctly labelled – price and quantity or p and q (1). Original demand and supply curves correctly labelled (1). New supply curve shifted to the left (1). Equilibriums – shown by lines P_1 and Q_1 and P_2 and Q_2 or equilibrium points marked as E_1 and E_2 (1).</p> <p>Written analysis:</p> <p>A drought will lead to a shortage / will increase costs of production (1).</p> <p>OR</p> <p>The lower supply will push up price / reduce quantity (traded) (1).</p>	5	

Question	Answer	Mark	Guidance										
1(g)	<p>Discuss whether or not small firms benefit Nicaraguan consumers.</p> <p>Award up to 4 marks for logical reasons why they might, which may include:</p> <ul style="list-style-type: none"> • know customers’ requirements (1) provide a personal service / see them often (1) may be flexible (1) • may be many small firms / competitive markets (1) prices may be low (1) quality may be high (1) may offer wider choice collectively than a few large firms (1) • may provide products for which there is only a low demand (1) niche market (1) • makes goods more accessible in rural areas (1). <p>Award up to 4 marks for logical reasons why it might not, which may include:</p> <ul style="list-style-type: none"> • may not be able to take advantage of economies of scale (1) examples (1) higher average cost of production (1) higher price (1) • small firms may have lower profits (1) may limit investment / funds available (1) fail to raise quality (1) • may limit choice (1) individual small firms may have a limited range of products (1) cannot provide all that consumers may want (1). 	6	<p>Apply this example to all questions with the command word DISCUSS</p> <p>– 1(g), 1(h), 2(d), 3(d), 4(d) and 5(d)</p> <p>Each point may be credited only once, on either side of an argument, but separate development as to how/why the outcome may differ is rewarded.</p> <table border="1" data-bbox="1272 488 1861 1155"> <thead> <tr> <th data-bbox="1272 488 1749 555">Generic example</th> <th data-bbox="1749 488 1861 555">Mark</th> </tr> </thead> <tbody> <tr> <td data-bbox="1272 555 1749 619">Tax revenue may decrease...</td> <td data-bbox="1749 555 1861 619">1</td> </tr> <tr> <td data-bbox="1272 619 1749 719">...because of reason e.g. incomes may be lower.</td> <td data-bbox="1749 619 1861 719">1</td> </tr> <tr> <td data-bbox="1272 719 1749 887">Tax revenue may increase because incomes may be higher i.e. reverse of a previous argument.</td> <td data-bbox="1749 719 1861 887">0</td> </tr> <tr> <td data-bbox="1272 887 1749 1155">Tax revenue may increase because of a different reason i.e. <u>not</u> the reverse of a previous argument e.g. government spending on subsidies may stimulate the economy more than spending on education.</td> <td data-bbox="1749 887 1861 1155">1</td> </tr> </tbody> </table> <p>Only reward reference to quality or prices once.</p>	Generic example	Mark	Tax revenue may decrease...	1	...because of reason e.g. incomes may be lower.	1	Tax revenue may increase because incomes may be higher i.e. reverse of a previous argument.	0	Tax revenue may increase because of a different reason i.e. <u>not</u> the reverse of a previous argument e.g. government spending on subsidies may stimulate the economy more than spending on education.	1
Generic example	Mark												
Tax revenue may decrease...	1												
...because of reason e.g. incomes may be lower.	1												
Tax revenue may increase because incomes may be higher i.e. reverse of a previous argument.	0												
Tax revenue may increase because of a different reason i.e. <u>not</u> the reverse of a previous argument e.g. government spending on subsidies may stimulate the economy more than spending on education.	1												

Question	Answer	Mark	Guidance
1(h)	<p>Discuss whether or not Nicaragua should devote more of its resources to coffee production.</p> <p>Award up to 4 marks for logical reasons why it should, which may include:</p> <ul style="list-style-type: none"> • global demand for coffee is increasing (1) demand for coffee is price inelastic (1) revenue / profits may increase (1) more tax revenue for government (1) • firms grow in size (1) greater specialisation / economies of scale may reduce average costs (1) raise quality (1) increase profits (1) more competitive (1) • exports may increase (1) improve the current account of its balance of payments (1) lead to economic growth/higher standard of living (1) • may lead to more job opportunities (1) less poverty / less government payments to unemployed (1) • already twelfth biggest world producer (1) growth will give them more monopoly power (1) more power to raise price of coffee (1). <p>Award up to 4 marks for logical reasons why it should not, which may include:</p> <ul style="list-style-type: none"> • other countries produce coffee (1) these may be more competitive (1) • output may be affected by changes in weather (1) natural disasters (1) overproduction can exhaust land (1) leading to lower yields in future (1) • opportunity cost (1) resources could be used to produce other products (1) example (1) coffee workers only receive low pay (1) • world market for coffee may fall / demand is unpredictable (1) resulting in surplus capacity / wasted resources (1) • bmore dependent on other countries for imports of other (agricultural) products (1) • firms may suffer from diseconomies of scale (1) reduce profits (1). 	6	Do not expect, but reward reference to absolute or comparative advantage.

Question	Answer	Mark	Guidance
2(a)	<p>Identify <u>two</u> influences on the mobility of labour.</p> <p>Two from:</p> <ul style="list-style-type: none"> • age • skills / training • qualifications / level of education • price / availability of housing • cost of living /level of income • family ties • information on vacancies • disabilities / access • quality / cost of transport • distance to place of work • discrimination 	2	Only accept these answers if within the first three influences mentioned.
2(b)	<p>Explain <u>two</u> benefits that consumers may gain from having more commercial banks.</p> <p>Logical explanation which might include:</p> <p>More choice / competition (1) greater range of services / better quality of services / lower bank charges (1).</p> <p>Lower interest rate charged on loans / higher interest paid on savings (1) due to higher competition (1).</p> <p>May be easier to obtain a loan (1) which may increase the products consumers can buy (1).</p> <p>May be more convenient (1) closer to home / less time travelling / more likely to be able to speak to a person (1).</p>	4	One mark each for each of two benefits identified and one mark for each of two explanations.

Question	Answer	Mark	Guidance
2(c)	<p>Analyse why women may be paid less than men. Coherent analysis which might include:</p> <p>Women may be less skilled (1) have fewer qualifications (1) and so be less productive (1) if they have received less education / training (1) may have less bargaining strength than men (1).</p> <p>Fewer women may be in promoted posts (1) if they have taken time off to raise children / maternity leave / may have less experience (1).</p> <p>Women may be concentrated in low paying occupations / industries (1) example e.g. clothes manufacture (1) may only want part-time jobs (1) because of family commitments (1).</p> <p>Discrimination (1) some employers may underestimate / undervalue the productivity of women (1) there may be no law or an ineffective law against discrimination (1) example e.g. tv presenters / football (1).</p> <p>Lower demand / higher supply in some occupations (1) due to lower revenue / value of product (1).</p>	6	Allow the counter argument on why men may be paid more than women .

Question	Answer	Mark	Guidance
2(d)	<p>Discuss whether or not people living in countries with a high GDP enjoy higher living standards than people in countries with a low GDP.</p> <p>In assessing each answer, use the table opposite.</p> <p>Why they might:</p> <ul style="list-style-type: none"> • may be able to afford better standard of housing • may be able to afford better nutrition and healthcare which can increase life expectancy • higher incomes enable more and greater quality of products to be purchased • may be able to afford better education which may enable them to gain more interesting jobs with better working conditions. <p>Why they might not:</p> <ul style="list-style-type: none"> • high GDP does not necessarily mean that GDP per head is high and so incomes could be low • income may be unevenly distributed, and some people may be living in poverty • may have a large informal sector so GDP under-records income • countries with higher GDP may also have higher price levels • people may work long hours and so enjoy little leisure and may be stressed • there may be pollution and traffic congestion • people’s wants for goods and services may grow at a faster rate than their income – the more people have, the more they may want. 	8	See Guidance table at the end of the mark scheme.

Question	Answer	Mark	Guidance
3(a)	<p>Identify who allocates resources in a mixed economic system.</p> <p>Firms / producers (1) the government (1)</p> <p>OR</p> <p>The private sector / private firms (1) the public sector / nationalised firms (1)</p>	2	
3(b)	<p>Explain <u>two</u> benefits a firm may gain from an increase in the size of the country's population.</p> <p>Logical explanation which might include:</p> <p>Higher demand / more consumers / larger market (1) which may increase revenue / profits (1).</p> <p>May increase ability to take advantage of economies of scale (1) lower average cost of production (1).</p> <p>May be higher supply of labour (1) may make it easier to employ workers / reduce wages (1) can increase output / supply (1).</p>	4	One mark each for each of two benefits identified and one mark for each of two explanations.

Question	Answer	Mark	Guidance
3(c)	<p>Analyse the reasons why governments aim for stable prices. Coherent analysis which might include:</p> <p>Stable prices give consumers confidence to buy (1) prices remain affordable / knowing they can afford it (1).</p> <p>Stable prices attract MNCs (1) leads to greater employment (1) government / firms more able to plan use of resources (1) increases investment (1) and economic growth (1).</p> <p>To avoid inflation (1) which can discourage investment due to less certainty (1) could lead to lower wage demands (1) can make exports more / imports less price competitive (1) which may cause a current account deficit on the balance of payments (1).</p> <p>Inflation can cause a random redistribution of income (1) lenders / savers may lose (1) borrowers may gain (1).</p> <p>Inflation can cause menu costs (1) e.g. the cost of changing prices (1) and may cause shoe leather costs (1) e.g. cost of shopping around for lowest prices (1).</p> <p>To avoid deflation (1) which can result in a downward spiral of demand and prices (1) consumers and firms may delay their purchases (1) this can result in a rise in unemployment (1) and a recession (1).</p>	6	

Question	Answer	Mark	Guidance
3(d)	<p>Discuss whether or not the global economy would benefit from an increase in air travel.</p> <p>In assessing each answer, use the table opposite.</p> <p>Why it might:</p> <ul style="list-style-type: none"> • may increase employment in the air travel industry • may increase employment and output in related industries e.g. tourism • may reduce firms' costs of production if quicker than other forms of transport • may increase mobility of labour • air travel is a safer form of travel than e.g. road travel • encourages tourism and economic development of some countries. <p>Why it might not:</p> <ul style="list-style-type: none"> • may cause noise and air pollution (carbon footprint) • may contribute to climate change • may need to build new airports / extend existing airports which may reduce land available for e.g. housing. • may reduce demand for other forms of transport • unemployment may increase in e.g. sea travel • high costs prevent movement of heavy goods. 	8	See Guidance table at the end of the mark scheme.

Question	Answer	Mark	Guidance
4(a)	<p>Define <i>tertiary sector</i> using an example apart from healthcare.</p> <p>The sector covering the provision of services (1).</p> <p>Example e.g. banking / car showroom / coffee shop / education (1).</p>	2	Only accept the first example given.
4(b)	<p>Explain the difference between a private benefit and an external benefit of healthcare.</p> <p>Logical explanation which might include:</p> <p>A private benefit is enjoyed by the person consuming the product (1) e.g. a person may enjoy better health / longer life expectancy (1).</p> <p>OR</p> <p>A provider of healthcare e.g. hospital (1) and revenue / profits made (1).</p> <p>An external benefit is a benefit enjoyed by a third party / someone not directly involved in the consumption or production of the product (1) e.g. less risk of catching a virus when other people are vaccinated / higher output (1).</p>	4	

Question	Answer	Mark	Guidance
4(c)	<p>Analyse why a government may prevent a horizontal merger. Coherent analysis which might include:</p> <p>A horizontal merger is a merger between two firms in the same industry and same stage of production (1).</p> <p>A government may prevent a merger if it thinks it will give the new firm monopoly power (1) and result in market failure (1).</p> <p>Less competition may result in higher prices (1) lower quality (1) there may be a substantial loss of jobs (1) through rationalisation (1).</p> <p>A government may be concerned that the new firm may be too large (1) may experience diseconomies of scale (1) example (1) may become less internationally competitive (1) lower exports (1).</p> <p>A government may want to avoid a reduction the number of suppliers (1) resulting in less choice for consumers / less innovation (1).</p>	6	<p>Note: need both same industry and same stage of production to get the mark for horizontal merger.</p>

Question	Answer	Mark	Guidance
4(d)	<p>Discuss whether or not a foreign multinational company (MNC) will continue to produce in a host country for many years.</p> <p>In assessing each answer, use the table opposite.</p> <p>Why it might:</p> <ul style="list-style-type: none"> • may earn a high revenue / profit due to high demand • may experience low costs due to low wages / low raw material costs in the country • may have access to high quality labour due to good education and training in the country • may be subsidised by the host country's government. <p>Why it might not:</p> <ul style="list-style-type: none"> • natural resources it was extracting may run out • tax in the host country may increase • a rise in the host country's foreign exchange rate may increase the price of its exports • there may be industrial action undertaken by trade unions in the host country • more profitable opportunities may occur in other countries • may be changes in regulations. 	8	See Guidance table at the end of the mark scheme.

Question	Answer	Mark	Guidance
5(a)	<p>Identify how the effect of a fall in the price of gold would be shown on a demand curve for gold.</p> <p>A movement down the demand curve (1) from left to right / extension (1).</p> <p>A movement along the demand curve (1).</p>	2	<p>Accept, as an alternative, a diagram showing a movement down the demand curve.</p> <p>Allow one mark for the idea that demand will rise.</p>
5(b)	<p>Explain <u>two</u> disadvantages of a recession.</p> <p>Logical explanation which might include:</p> <p>Lower output / lower GDP (1) lower living standards / higher poverty / less income / less consumer spending (1).</p> <p>Higher unemployment / lower employment (1) higher cost of unemployment benefit (1).</p> <p>Lower investment (1) due to reduction in confidence (1).</p> <p>Firms shutdown (1) due to lower profits (1).</p> <p>Lower tax revenue (1) may cause budget deficit / reduce ability to spend e.g. on education / increase in national debt (1).</p>	4	<p>One mark each for each of two disadvantages identified and one mark for each of two explanations.</p>

Question	Answer	Mark	Guidance
5(c)	<p>Analyse why a country may demand more imports.</p> <p>Coherent analysis which might include:</p> <p>Price of imports may fall (1) due to a fall in costs of production (1) a rise in the exchange rate (1).</p> <p>Quality of imports may rise (1) foreign workers may be less skilled (1) investment in foreign countries may have decreased (1).</p> <p>Incomes may have increased (1) raising the purchasing power of buyers (1) increasing the country's' need for consumer goods (1) which the country cannot produce (1) due to specialisation (1).</p> <p>Trade restrictions may be removed or reduced (1) e.g. lower tariffs / quotas / subsidies / embargoes will make it easier to import (1).</p> <p>Country needs more raw materials / lacks the technology to produce certain goods (1) to enable growth of domestic industries (1).</p> <p>Failure of harvest /natural disaster e.g. rice (1) means need to import the good instead (1).</p>	6	<p>Do not expect, but reward reference to absolute or comparative advantage.</p> <p>A maximum of three marks for only identifying the reasons.</p>

Question	Answer	Mark	Guidance
5(d)	<p>Discuss whether or not fiscal policy can achieve full employment.</p> <p>In assessing each answer, use the table opposite.</p> <p>Why it might:</p> <ul style="list-style-type: none"> • higher government spending and/or lower taxation may increase total (aggregate) demand which could reduce cyclical unemployment • government spending on education and training could raise workers' skills could increase their mobility and may reduce frictional unemployment • government spending on the provision of labour market information may reduce frictional unemployment • government spending on subsidies may lead to firms increasing job opportunities. <p>Why it might not:</p> <ul style="list-style-type: none"> • government spending may not be raised enough / a cut in taxation may not be sufficient • consumer spending and investment may fall if there is a lack of confidence • net exports may fall if there is a global recession • there may still be some labour immobility due to e.g. differences in house prices in different parts of the country so structural unemployment • increased government spending on benefits may be an encouragement not to work and stay unemployed. 	8	<p>See Guidance table at the end of the mark scheme.</p> <p>Do not reward a simple reversal of policies in why it might achieve full employment in the why it might not part of the response.</p>

Guidance table for **Question 2(d), 3(d), 4(d), 5(d)**

Level	Description	Marks
3	A reasoned discussion which accurately examines both sides of the economic argument, making use of economic information and clear and logical analysis to evaluate economic issues and situations. One side of the argument may have more depth than the other, but overall both sides of the argument are considered and developed. There is thoughtful evaluation of economic concepts, terminology, information and/or data appropriate to the question. The discussion may also point out the possible uncertainties of alternative decisions and outcomes.	6–8
2	A reasoned discussion which makes use of economic information and clear analysis to evaluate economic issues and situations. The answer may lack some depth and development may be one-sided. There is relevant use of economic concepts, terminology, information and data appropriate to the question.	3–5
1	There is a simple attempt at using economic definitions and terminology. Some reference may be made to economic theory, with occasional understanding.	1–2
0	A mark of zero should be awarded for no creditable content.	0