

CANDIDATE
NAME

CENTRE
NUMBER

--	--	--	--	--

CANDIDATE
NUMBER

--	--	--	--



COMPUTER SCIENCE

9608/43

Paper 4 Further Problem-solving and Programming Skills

May/June 2018

2 hours

Candidates answer on the Question Paper.

No Additional Materials are required.

No calculators allowed.

READ THESE INSTRUCTIONS FIRST

Write your Centre number, candidate number and name in the spaces at the top of this page.

Write in dark blue or black pen.

You may use an HB pencil for any diagrams, graphs or rough working.

Do not use staples, paper clips, glue or correction fluid.

DO NOT WRITE IN ANY BARCODES.

Answer **all** questions.

No marks will be awarded for using brand names of software packages or hardware.

At the end of the examination, fasten all your work securely together.

The number of marks is given in brackets [] at the end of each question or part question.

The maximum number of marks is 75.

This document consists of **17** printed pages and **3** blank pages.

1 A declarative language is used to represent facts and rules about flights.

```

01 direct(edinburgh, paris).
02 direct(palma, rome).
03 direct(glasgow, palma).
04 direct(glasgow, vienna).
05 direct(glasgow, salzburg).
06
07 flies(paris, fly_jet).
08 flies(mumbai, british_air).
09 flies(palma, ciebe).
10 flies(vienna, fly_jet).
11 flies(salzburg, ciebe).
12
13 can_fly(X, Y) IF direct(X, Z) AND direct(Z, Y).

```

These clauses have the following meaning:

Clause	Explanation
01	There is a direct route from Edinburgh to Paris.
07	Fly Jet operates flights to Paris.
13	It is possible to fly from X to Y if there is a direct flight from X to Z and a direct flight from Z to Y.

(a) More facts need to be included.

There is a direct flight from London to Rome and British Air flies to Rome.

14

15 [2]

(b) Using the variable Q, the goal

```
flies(Q, fly_jet).
```

returns

```
Q = paris, vienna
```

Write the result returned by the goal

```
flies(K, ciebe).
```

K = [2]

(c) Use the variable `M` to write the goal to find where you can fly direct from Glasgow.

.....[2]

(d) If an airline flies to an airport, that airline also flies every direct route out of that airport.

Write a rule to represent this condition.

`flies(Y, X)`

IF

.....[3]

(e) State what the following goal returns.

`can_fly(glasgow, rome).`

.....[1]

2 The array `ItemList[1:20]` stores data. A **bubble sort** sorts these data.

(a) Complete the pseudocode algorithm for a bubble sort.

```
01  MaxIndex ← 20
02  NumberItems ← .....
03  FOR Outer ← 1 TO .....
04      FOR Inner ← 1 to NumberItems
05          IF ItemList[Inner] > .....
06              THEN
07                  Temp ← ItemList[.....]
08                  ItemList[Inner] ← ItemList[.....]
09                  ItemList[Inner + 1] ← .....
10              ENDIF
11          ENDFOR
12      NumberItems ← .....
13  ENDFOR
```

[7]

(b) The algorithm in **part (a)** is inefficient.

(i) Explain why the algorithm in **part (a)** is inefficient.

.....
.....
.....
.....[2]

(ii) Explain how you would improve the efficiency of this algorithm.

.....
.....
.....
.....
.....[3]

(c) An insertion sort is another sorting algorithm.

State **two** situations when an insertion sort is more efficient than a bubble sort. Give a reason for each.

Situation 1

.....

Reason

.....

.....

Situation 2

.....

Reason

.....

.....


[4]

- 3 An internet based music streaming service provides access to an unlimited number of songs for members to play.

The following pseudocode represents the operation of the service.

```
CALL OpenAccount()  
CALL OperateAccount()  
CALL CloseAccount()  
  
PROCEDURE OperateAccount()  
    WHILE RequestCloseAccount() = FALSE  
        IF SubscriptionDue() = TRUE  
            THEN  
                CALL MakePayment()  
            ELSE  
                CALL PlaySong()  
            ENDIF  
        ENDWHILE  
    ENDPROCEDURE
```

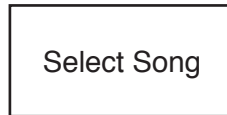
- (a) Complete the JSP structure diagram for this music service from the pseudocode given.



(b) The service needs extending so that members can download songs to play offline.

- When a member selects a song, the service checks if the song has already been downloaded.
- If the member has already downloaded the song, the member has the option to delete or play it.
- If the member has not already downloaded the song they have the option to download or stream it.

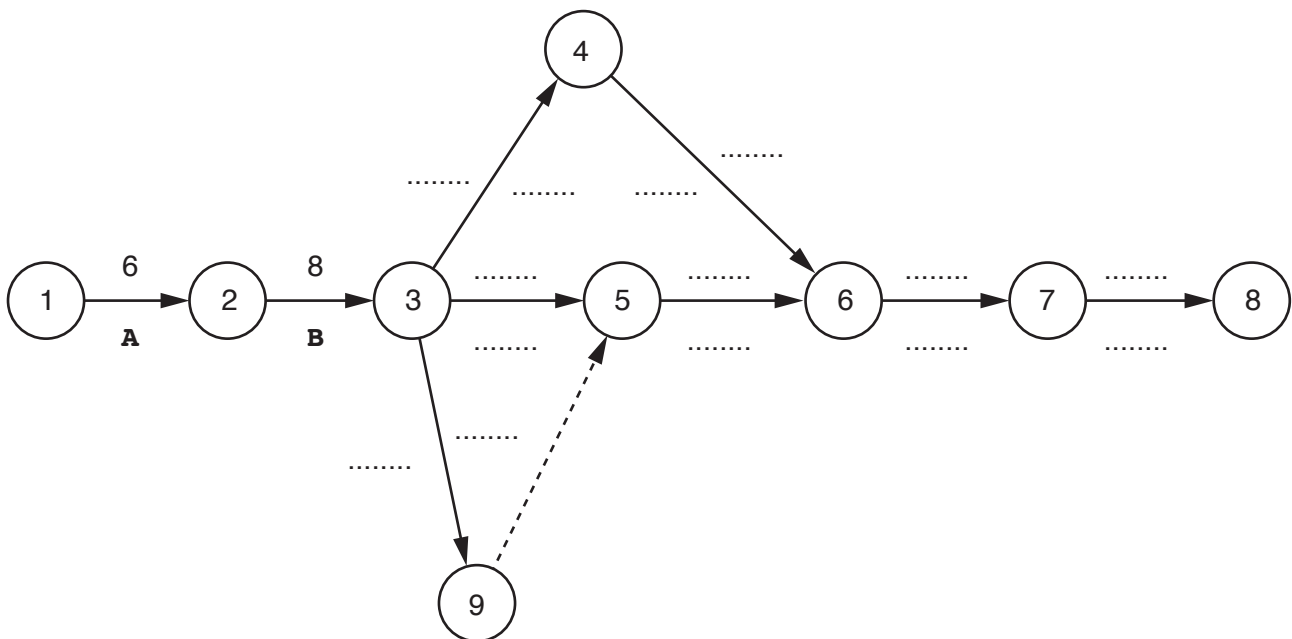
Complete the following JSP structure diagram to represent these new requirements.



- 4 A software company is developing a new application. The project manager has created a work breakdown structure, as shown in the following table.

Activity		Days to complete	Predecessor
A	Gather user requirements	6	
B	Design work	8	A
C	Develop server code	4	B
D	Develop application code	5	B
E	User interface development	6	B
F	Test server code	2	C
G	Test application	2	D, E
H	Test application/server integration	5	F, G
I	Roll out mobile application	3	H

- (a) Use the data in the table to complete the following Program Evaluation Review Technique (PERT) chart.



[5]

- (b) Calculate the critical path (CP). State the:

activities that form the CP

duration of the CP

[2]

- (c) For activity F, state the:


earliest start time

latest finish time

[2]

Question 5 begins on the next page.

- 5 A computer game is being developed using object-oriented programming. The following image is a screenshot from the game.



There are scenery elements and animated elements. The player's character is one of the animated elements.

Each game element has the attributes:

Attribute	Description	Example value
PositionX	The x coordinate of the game element.	92
PositionY	The y coordinate of the game element.	106
Width	The width of the game element.	150
Height	The height of the game element.	200
ImageFilename	The filename of the image file for the game element.	GameElementFrame1.png

Each game element has a method, `GetDetails()` that returns a string containing all the element's attributes.

The player's character is one of a number of animated elements. All animated elements have the attributes:

Attribute	Description	Example value
AnimationFrames	An array of GameElement	
Direction	A string giving the direction the object is travelling in.	"Left"
Strength	A value for the strength that indicates the power of the object.	2000
Health	A value for the health that indicates the health of the object.	100

The player's character can either move left or right, or jump.

(a) Complete the following class diagram for the game.

You do not need to include any additional get or set methods.

GameElement
PositionX: INTEGER PositionY: INTEGER Width: INTEGER Height: INTEGER ImageFilename: STRING
Constructor() GetDetails()

AnimatedElement
AnimationFrames: ARRAY OF GameElement
Constructor() AdjustHealth() AdjustStrength() DisplayAnimation()

Scenery
CauseDamage: BOOLEAN DamagePoints: INTEGER
Constructor() GiveDamagePoints()

Player
.....

[3]

- 6 An Abstract Data Type (ADT) is used to create a linked list. The linked list is created as an array of records. The records are of type `ListNode`.

An example of a record of `ListNode` is shown in the following table.

Data Field	Value
Player	"Alvaro"
Pointer	1

- (a) (i) Use **pseudocode** to write a definition for the record type, `ListNode`.

.....

 [3]

- (ii) An array, `Scorers`, will hold 10 nodes of type `ListNode`. Use **pseudocode** to write an array declaration for this array. The lower bound subscript is 0.

..... [2]

- (b) The linked list stores `ListNode` records in alphabetical order of player. The last node in the linked list always has a `Pointer` value of `-1`. The position of the first node in the linked list is held in the variable `ListHead`.

After some processing, the array and variables are in the state as follows:

ListHead
0

Scorers		
	Player	Pointer
0	"Alvaro"	1
1	"Antoine"	3
2	"Dimitri"	7
3	"Cristiano"	2
4	"Gareth"	5
5	"Graziano"	6
6	"Olivier"	8
7	"Erik"	4
8	"Yaya"	9
9	"Zoto"	-1

A **recursive** function traverses the linked list to search for a player.

An example of calling the function, using pseudocode, is:

```
Position ← SearchList("Gareth", ListHead)
```


Complete the following **pseudocode** to implement the function `SearchList()`.

The function will return a value of 99 when a player is not found.

```

FUNCTION SearchList(Find : STRING, Position : INTEGER) RETURNS INTEGER
    IF Scorer[Position].Player = .....
        THEN
            RETURN .....
        ELSE
            IF Scorer[Position].Pointer <> -1
                THEN
                    Position ← SearchList(Find, ..... )
                    RETURN .....
                ELSE
                    RETURN .....
            ENDIF
        ENDIF
    ENDFUNCTION

```

[5]

BLANK PAGE

Permission to reproduce items where third-party owned material protected by copyright is included has been sought and cleared where possible. Every reasonable effort has been made by the publisher (UCLES) to trace copyright holders, but if any items requiring clearance have unwittingly been included, the publisher will be pleased to make amends at the earliest possible opportunity.

To avoid the issue of disclosure of answer-related information to candidates, all copyright acknowledgements are reproduced online in the Cambridge International Examinations Copyright Acknowledgements Booklet. This is produced for each series of examinations and is freely available to download at www.cie.org.uk after the live examination series.

Cambridge International Examinations is part of the Cambridge Assessment Group. Cambridge Assessment is the brand name of University of Cambridge Local Examinations Syndicate (UCLES), which is itself a department of the University of Cambridge.