

CANDIDATE
NAME

--

CENTRE
NUMBER

--	--	--	--	--

CANDIDATE
NUMBER

--	--	--	--



COMPUTER SCIENCE

9608/42

Paper 4 Further Problem-solving and Programming Skills

May/June 2018

2 hours

Candidates answer on the Question Paper.

No Additional Materials are required.

No calculators allowed.

READ THESE INSTRUCTIONS FIRST

Write your Centre number, candidate number and name in the spaces at the top of this page.

Write in dark blue or black pen.

You may use an HB pencil for any diagrams, graphs or rough working.

Do not use staples, paper clips, glue or correction fluid.

DO NOT WRITE IN ANY BARCODES.

Answer **all** questions.

No marks will be awarded for using brand names of software packages or hardware.

At the end of the examination, fasten all your work securely together.

The number of marks is given in brackets [] at the end of each question or part question.

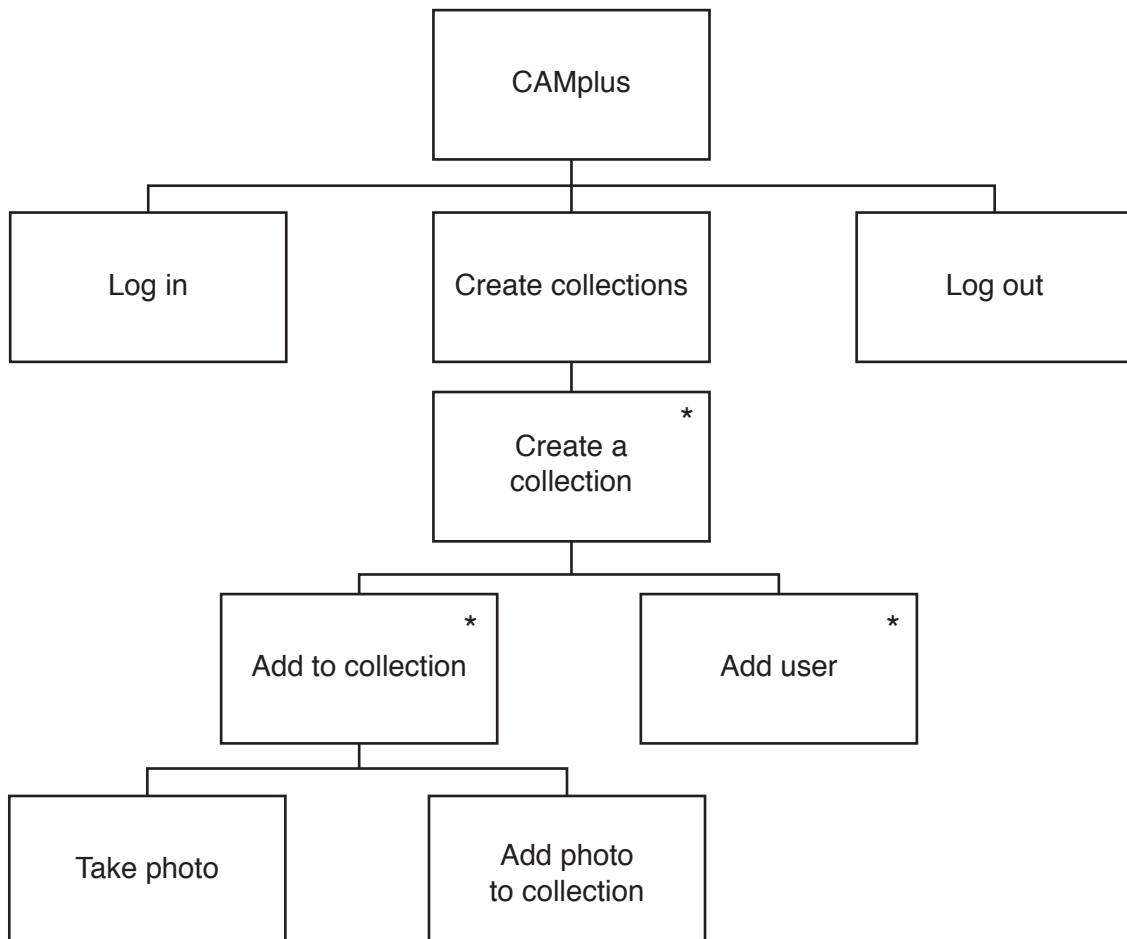
The maximum number of marks is 75.

This document consists of **22** printed pages and **2** blank pages.

1 Paul is using an application (app) called CAMplus. The app allows users to:

- log in
- create a new collection of photographs
- use the camera to take new photographs
- automatically add new photographs to the new collection
- share the new collection with other users
- start another collection or log out of the app.

The following JSP structure diagram represents the operation of CAMplus.



- (a) An algorithm has been written in pseudocode to represent the **Create collections** operation from the JSP structure diagram. The algorithm is incomplete.

Write **pseudocode** to complete this algorithm.

REPEAT

 REPEAT

 CALL TakePhoto

 OUTPUT "Do you want to take another photo?"

 INPUT AddPhoto

 UNTIL AddPhoto = "No"

 REPEAT

 OUTPUT "Do you want to add another user?"

 INPUT NewUser

 UNTIL = "No"

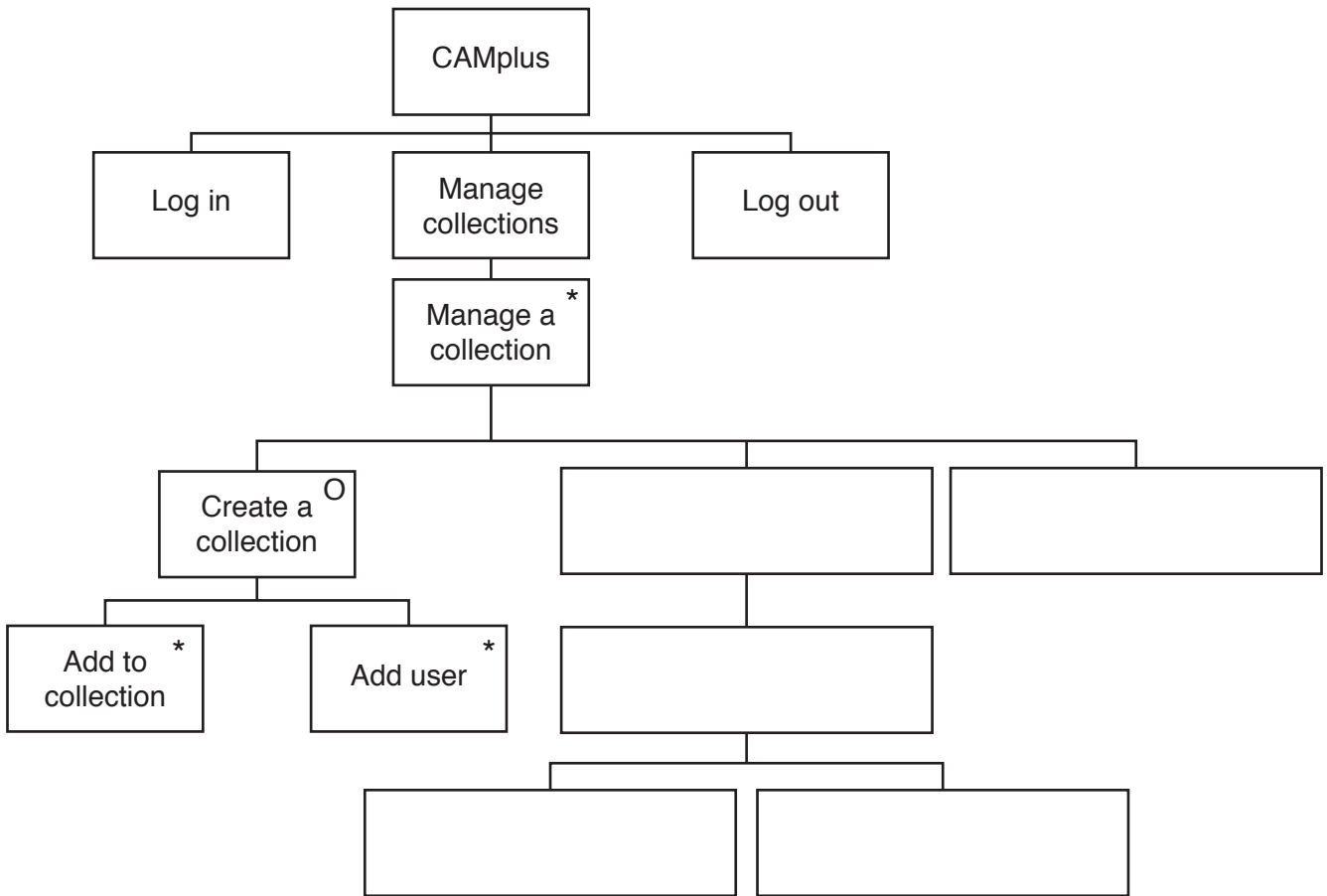
 OUTPUT "Do you want to create another collection?"

UNTIL NewCollection = "No"

[4]

- (b) The app is updated. Paul can now add and delete photos from chosen collections. Paul can also delete collections.

Complete the JSP structure diagram to show the changes.



[5]

Question 2 begins on the next page.

- 2 A declarative language is used to represent the following facts and rules about iguanas and lizards.

```

01  has(reptile, cold_blood).
02  has(reptile, air_breathing).
03  has(reptile, scales).
04
05  is_a(squamata, reptile).
06  is_a(iguana, squamata).
07  is_a(lizard, squamata).
08  is_a(green_iguana, iguana).
09  is_a(cayman, iguana).
10  is_a(smooth_iguana, iguana).
11
12  maxsize(green_iguana, 152).
13  maxsize(cayman, 90).
14  maxsize(smooth_iguana, 70).

```

These clauses have the following meaning:

Clause	Explanation
01	A reptile has cold blood.
09	A cayman is a type of iguana.
12	The maximum size of a green iguana is 152 cm.

- (a) More facts are to be included.

A gecko is a type of lizard. It has a maximum size of 182 cm.

Write the additional clauses to record these facts.

15

16

[2]

(b) Using the variable R, the goal

```
is_a(R, squamata).
```

returns

```
R = iguana, lizard
```

Write the result returned by the goal

```
is_a(T, iguana).
```

T =[2]

(c) Write the goal, using the variable X, to find what a squamata is.

.....[2]

(d) All iguanas and lizards are squamata. All squamata are reptiles.

Write a recursive rule to make all lizards and iguanas inherit the properties of reptiles.

```
has(X, Y)
```

IF

.....
.....[3]

(e) State what the following goal returns.

```
NOT(maxsize(cayman, 70)).
```

.....[1]

3 The arrays `PollData[1:10]` and `CardData[1:10]` store data.

PollData	12	85	52	57	25	11	33	59	56	91
----------	----	----	----	----	----	----	----	----	----	----

CardData	11	12	25	33	52	56	57	59	91	85
----------	----	----	----	----	----	----	----	----	----	----

An **insertion sort** sorts these data.

(a) State why it will take less time to complete an insertion sort on `CardData` than on `PollData`.

.....
[1]

(b) The following pseudocode algorithm performs an insertion sort on the `CardData` array.

Complete the following **pseudocode** algorithm.

```

01  ArraySize ← 10
02  FOR Pointer ← 2 TO .....
03    ValueToInsert ← CardData[Pointer]
04    HolePosition ← .....
05    WHILE (HolePosition > 1 AND (..... > .....))
06      CardData[HolePosition] ← CardData[.....]
07      HolePosition ← .....
08    ENDWHILE
09    CardData[HolePosition] ← .....
10  ENDFOR

```

[7]

(d) Complete this procedure to carry out a binary search on the array shown in **part (c)(ii)**.

```

PROCEDURE BinarySearch(CardData, SearchValue)

    DECLARE Midpoint : INTEGER

    First ← 1

    Last ← ARRAYLENGTH(.....)

    Found ← FALSE

    WHILE (First <= Last) AND NOT(Found)

        Midpoint ← .....

        IF CardData[Midpoint] = SearchValue

            THEN

                Found ← TRUE

            ELSE

                IF SearchValue < CardData[Midpoint]

                    THEN

                        Last ← .....

                    ELSE

                        First ← .....

                ENDIF

            ENDIF

        ENDWHILE

    ENDPROCEDURE

```

[4]

Question 4 begins on the next page.

4 X-Games is an international extreme sports competition.

A program will store and process data about the teams in the competition.

- Each team is made up of members.
- Members can be added and removed from each team.
- Each member has a first name, last name, date of birth and gender.
- Each member can be an official or a competitor.
- Each official has a job title and may be first-aid trained.
- Each competitor takes part in one sport.

The program is written using object-oriented programming.

The program can output the full name and date of birth of any member. For example, “Nadia Abad 16/05/1995”

An introduction about a team member can be output using their name. For example, “Hello, I’m Nadia Abad”.

The program outputs a different version of the introduction for a competitor. This version includes the competitor’s sport. For example, “Hello, I’m Sally Jones and my sport is Skateboard Park.”

(a) Complete the following class diagram to show the attributes, methods and inheritance for the program.

You do not need to write the get and set methods.

Member
FirstName : STRING LastName : STRING DateOfBirth : DATE Gender : STRING
Constructor() Introduction() DisplayFullnameAndDateOfBirth()

Team
TeamName : STRING TeamList : ARRAY OF Member
Constructor()

Competitor
Sport : STRING
Constructor() Introduction()

Official
.....
Constructor() DisplayJobTitle()

[3]

Question 5 begins on the next page.

(c) Explain how the project manager will use the GANTT chart to make sure the project is completed on time.

.....

.....

.....

.....[2]

- 6 An Abstract Data Type (ADT) is used to create an unordered binary tree. The binary tree is created as an array of nodes. Each node consists of a data value and two pointers.

A record type, `Node`, is declared using pseudocode.

```

TYPE Node
  DECLARE DataValue : STRING
  DECLARE LeftPointer : INTEGER
  DECLARE RightPointer : INTEGER
ENDTYPE

```

The following statement declares an array `BinaryTree`.

```

DECLARE BinaryTree : ARRAY[0:14] OF Node

```

A variable, `NextNode`, points to the next free node.

The following diagram shows a possible node.



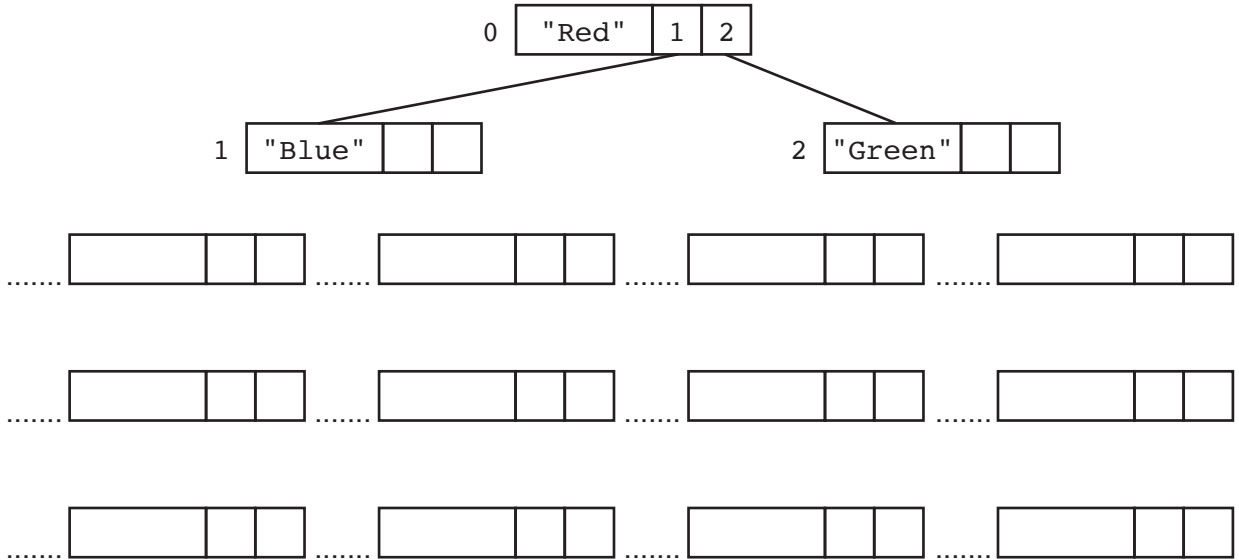
The commands in the following table create and add nodes to the binary tree.

Command	Comment
<code>CreateTree(NodeData)</code>	Sets <code>NextNode</code> to 0. Writes <code>NodeData</code> into <code>DataValue</code> at the position <code>NextNode</code> Updates <code>NextNode</code> using <code>NextNode = NextNode + 1</code>
<code>AttachLeft(NodeData, ParentNode)</code>	Writes <code>NodeData</code> into <code>DataValue</code> of <code>NextNode</code> Sets the <code>LeftPointer</code> of node <code>ParentNode</code> to <code>NextNode</code> Updates <code>NextNode</code> using <code>NextNode = NextNode + 1</code>
<code>AttachRight(NodeData, ParentNode)</code>	Writes <code>NodeData</code> into <code>DataValue</code> of <code>NextNode</code> Sets the <code>RightPointer</code> of node <code>ParentNode</code> to <code>NextNode</code> Updates <code>NextNode</code> using <code>NextNode = NextNode + 1</code>

(a) The following commands are executed.

```
CreateTree("Red")
AttachLeft("Blue", 0)
AttachRight("Green", 0)
```

The following diagram shows the current state of the binary tree.



Write on the diagram to show the state of the binary tree after the following commands have been executed.

```
AttachRight("Black", 2)
AttachLeft("Brown", 2)
AttachLeft("Peach", 3)
AttachLeft("Yellow", 1)
AttachRight("Purple", 1)
AttachLeft("White", 6)
AttachLeft("Pink", 7)
AttachLeft("Grey", 9)
AttachRight("Orange", 9)
```

[5]

BLANK PAGE

Permission to reproduce items where third-party owned material protected by copyright is included has been sought and cleared where possible. Every reasonable effort has been made by the publisher (UCLES) to trace copyright holders, but if any items requiring clearance have unwittingly been included, the publisher will be pleased to make amends at the earliest possible opportunity.

To avoid the issue of disclosure of answer-related information to candidates, all copyright acknowledgements are reproduced online in the Cambridge International Examinations Copyright Acknowledgements Booklet. This is produced for each series of examinations and is freely available to download at www.cie.org.uk after the live examination series.

Cambridge International Examinations is part of the Cambridge Assessment Group. Cambridge Assessment is the brand name of University of Cambridge Local Examinations Syndicate (UCLES), which is itself a department of the University of Cambridge.