
COMPUTER SCIENCE

9608/43

Paper 4 Further Problem-solving and Programming Skills

October/November 2015

PRE-RELEASE MATERIAL

This material should be given to candidates on receipt by the Centre.

READ THESE INSTRUCTIONS FIRST

Candidates should use this material in preparation for the examination. Candidates should attempt the practical programming tasks using their chosen high-level, procedural programming language.



This document consists of **9** printed pages and **3** blank pages.

This material is intended to be read by teachers and candidates prior to the November 2015 examination for 9608 Paper 4.

Reminders

The syllabus states:

- there will be questions on the examination paper which do not relate to this pre-release material
- you must choose a high-level programming language from this list:
 - Visual Basic (console mode)
 - Python
 - Pascal / Delphi (console mode)

The practical skills covered in Paper 2 are a precursor to those required in Paper 4. It is therefore recommended that the high-level programming language chosen for this paper is the same as that for Paper 2. This allows for sufficient expertise to be acquired with the opportunity for extensive practice.

Questions on the examination paper may ask the candidate to write:

- structured English
- pseudocode
- program code

A program flowchart should be considered as an alternative to pseudocode for the documenting of an algorithm design.

Candidates should be confident with:

- the presentation of an algorithm using either a program flowchart or pseudocode
- the production of a program flowchart from given pseudocode or the reverse

TASK 1

The taxis used by a taxi company are either cars or minibuses.

The unique registration and the charge (in \$) per unit time are stored for all taxis.

All cars can carry a maximum of four passengers.

Data stored about minibuses also includes an extra charge (in \$) per booking and the maximum number of passengers allowed.

The company needs software to process data about taxis.

The processing needs to include a calculation of the fare charged.

The software will be object-oriented.

The superclass (also known as base class or parent class) `Taxi` is designed.

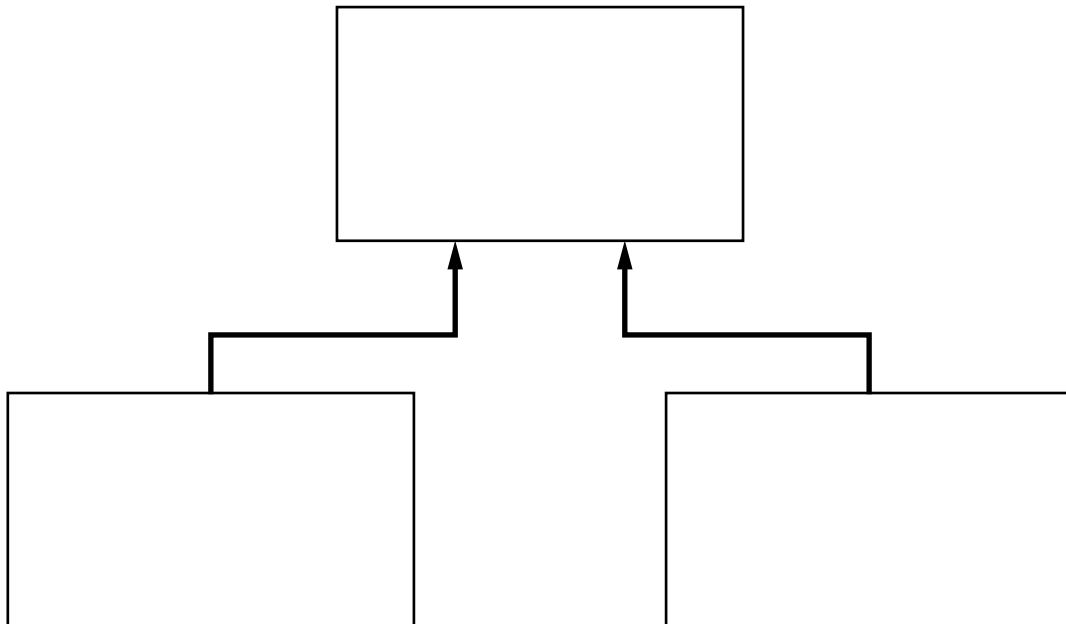
Two subclasses (also known as derived classes or child classes) have been identified:

- Car
- Minibus

Key focus: Object-oriented Programming


TASK 1.1

Complete the **inheritance diagram**.



TASK 1.2

Complete the **class diagram** showing the appropriate properties and methods.



Note: a constructor is a method that creates a new instance of a class and initialises it.

TASK 1.3

Write **program code** for the class definitions. Make use of polymorphism and inheritance where appropriate.

TASK 1.4

Write **program code** to create a new instance of `Car`.

Suggested extension task

Write **program code** to display the properties of the object you created in Task 1.4.

TASK 2

Key focus: Project management using PERT and GANTT charts

A software program is to be written for a client.

A detailed program specification has been written. The program will consist of seven different menu options handled from a main module by calling seven different procedures. These modules can be coded independently.

All procedures and the main module are each estimated to take 3 hours to code and 2 hours to test.

Integration testing is expected to take 3 hours and Alpha testing 7 hours.

TASK 2.1

The project manager initially has one programmer available to write and test the program. The programmer works 10 hours a day. Calculate how many days it takes before the customer can start acceptance testing.

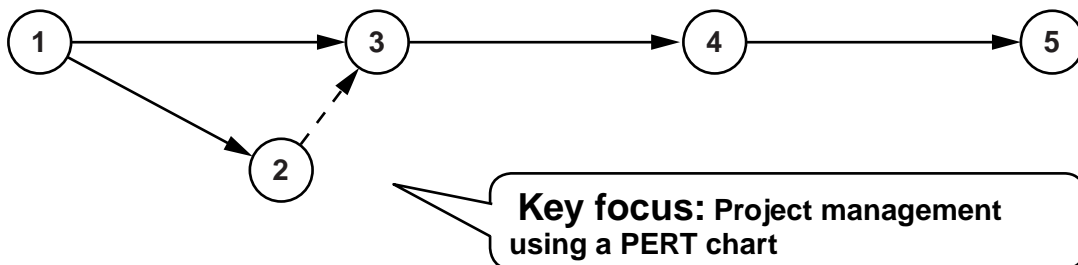
TASK 2.2

The customer is not happy about the proposed development time and the project manager considers hiring extra staff.

One proposal is to deploy one programmer and one software tester to the project.

The project manager needs a PERT chart to calculate the critical path.

Complete the diagram below.



Note: the arrow denotes a dummy activity.

Write the critical path.

Calculate the shortest time (in days) before the client can start acceptance testing.

TASK 3

Data about books are stored in a random file of records.

- The key field of a book record is the ISBN (a 9-digit string and a check digit).
- Other book data are stored.
- A hashing function is used to calculate a record address.
(The first 3 digits of the ISBN are used as the record address.)
- The random file initially consists of dummy records.
- Dummy records are shown by the ISBN set to 0000000000.

```
FUNCTION Hash(ISBN : STRING) RETURNS INTEGER
  Address ← LeftToInt(ISBN, 3)
  RETURN Address
ENDFUNCTION
```

Key focus: Random files

The Hash function assumes the existence of the function `LeftToInt`, defined below:

```
LeftToInt(ThisString : STRING, n: INTEGER) RETURNS INTEGER
returns an integer calculated from the n-digit string, starting from the left of the string ThisString.
```

An error is returned if:

- any of the first `n` characters of `ThisString` are non-digit characters
- the length of `ThisString` is less than `n`

For example: `LeftToInt("1575697620", 3)` returns the integer 157

Note: Random files are also known as direct access files.

TASK 3.1

Write **program code** to implement the functions `LeftToInt` and `Hash`.

TASK 3.2

Write **program code** to implement the following pseudocode which initialises a random file:

```

TYPE BookRecord
    DECLARE ISBN      : STRING[10] // need fixed-length records for
    DECLARE Title     : STRING[24] // random files
    DECLARE OnLoan    : BOOLEAN
ENDTYPE

DECLARE DummyRecord : BookRecord

DummyRecord.ISBN ← "0000000000"

OPENFILE "BookFile" FOR WRITE // create the file by sequentially
                                // writing dummy records to the new file
                                // prior to use as a random file

FOR Count ← 1 TO 1000
    PUTRECORD "BookFile", DummyRecord
ENDFOR

CLOSEFILE "BookFile"

```

TASK 3.3

Write **program code** to implement the following pseudocode to input 5 book records:

```

010 DECLARE NewBook : BookRecord
020
030 OPENFILE "BookFile" FOR RANDOM
040 FOR Count ← 1 TO 5
050     INPUT NewBook.ISBN
060     INPUT NewBook.Title
070     NewAddress ← Hash(NewBook.ISBN)
080     SEEK "BookFile", NewAddress
090     PUTRECORD "BookFile", NewBook
100 ENDFOR
110 CLOSEFILE "BookFile"

```

Test your program by inputting book details with ISBNs that will hash to different addresses.

TASK 3.4

You need to test that the records have been saved successfully.

Write program code to read records sequentially from the random file `BookFile` and output any non-zero records.


Key focus: Exception handling
TASK 3.5

If a program tries to open a non-existent file, a run-time error will occur.

To avoid this, you need to write exception handling code to give an error message instead.

Edit your **program code** from Task 3.3 to handle the case when "BookFile" does not exist.

TASK 3.6

Add a book record with an ISBN that will cause a collision (also known as a synonym).

Run your program from Task 3.4 again. What do you notice?

TASK 3.7

The pseudocode in Task 3.3 needs amending to handle a collision.

The following algorithm needs to be inserted between line 080 and 090.

Write **pseudocode** for the following structured English algorithm:

Repeat until useable address found, or file is full:

If there is a record with a non-zero ISBN at the address hashed

Go to the next record address

If the end of the file is reached, start at the beginning of the file

If the hashed address is reached again, the file is full

Write **program code** for your algorithm and test it.

Suggested extension task

Write program code to extend your program from Task 3.5 so your program will successfully add and delete book records, even if their ISBNs cause collisions.

BLANK PAGE

Permission to reproduce items where third-party owned material protected by copyright is included has been sought and cleared where possible. Every reasonable effort has been made by the publisher (UCLES) to trace copyright holders, but if any items requiring clearance have unwittingly been included, the publisher will be pleased to make amends at the earliest possible opportunity.

To avoid the issue of disclosure of answer-related information to candidates, all copyright acknowledgements are reproduced online in the Cambridge International Examinations Copyright Acknowledgements Booklet. This is produced for each series of examinations and is freely available to download at www.cie.org.uk after the live examination series.

Cambridge International Examinations is part of the Cambridge Assessment Group. Cambridge Assessment is the brand name of University of Cambridge Local Examinations Syndicate (UCLES), which is itself a department of the University of Cambridge.