

- 1 In March 2011, the average temperature in Kiev was 3°C .
In March 2012, the average temperature in Kiev was 19°C lower than in March 2011.

Write down the average temperature in Kiev in March 2012.

Answer $^{\circ}\text{C}$ [1]

- 2 Michelle sells ice cream.
The table shows how many of the different flavours she sells in one hour.

Flavour	Vanilla	Strawberry	Chocolate	Mango
Number sold	6	8	9	7

Michelle wants to show this information in a pie chart.

Calculate the sector angle for mango.

Answer [2]

- 3 Chris changes \$1350 into euros (€) when $\text{€}1 = \$1.313$.

Calculate how much he receives.

Answer €..... [2]

- 4 Factorise completely.

$$15a^3 - 5ab$$

Answer [2]

- 5 (a) Use your calculator to find the value of $7.5^{-0.4} \div \sqrt{57}$.
Write down your full calculator display.

Answer(a) [1]

- (b) Write your answer to **part (a)** in standard form.

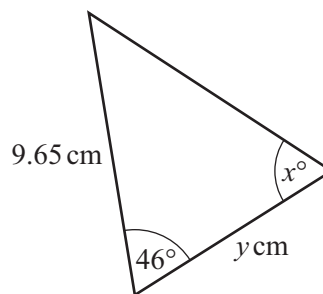
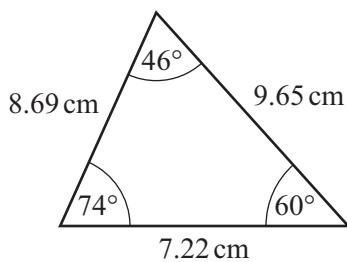
Answer(b) [1]

- 6 Simplify.

$$3x^2y^3 \times x^4y$$

Answer [2]

7



NOT TO
SCALE

These two triangles are congruent.
Write down the value of

- (a) x ,

Answer(a) $x =$ [1]

- (b) y .

Answer(b) $y =$ [1]

- 8 Hans draws a plan of a field using a scale of 1 centimetre to represent 15 metres.
The actual area of the field is $10\,800\text{ m}^2$.

Calculate the area of the field on the plan.

Answer cm^2 [2]

- 9 Solve the inequality.

$$5t + 23 < 17 - 2t$$

Answer [2]

- 10 Without using a calculator, work out $1\frac{1}{4} - \frac{7}{9}$.

Write down all the steps in your working.

Answer [3]

- 11** y varies as the cube root of $(x + 3)$.
When $x = 5$, $y = 1$.

Find the value of y when $x = 340$.

Answer $y = \dots\dots\dots$ [3]

- 12 (a)** Factorise $3x^2 + 2x - 8$.

Answer(a) $\dots\dots\dots$ [2]

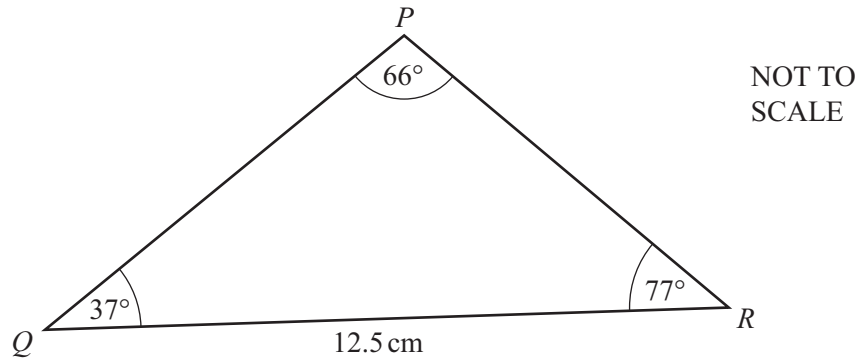
- (b)** Solve the equation $3x^2 + 2x - 8 = 0$.

Answer(b) $x = \dots\dots\dots$ or $x = \dots\dots\dots$ [1]

- 13** Find the equation of the line passing through the points with co-ordinates $(5, 9)$ and $(-3, 13)$.

Answer $\dots\dots\dots$ [3]

14



Calculate PR .

Answer $PR = \dots\dots\dots$ cm [3]

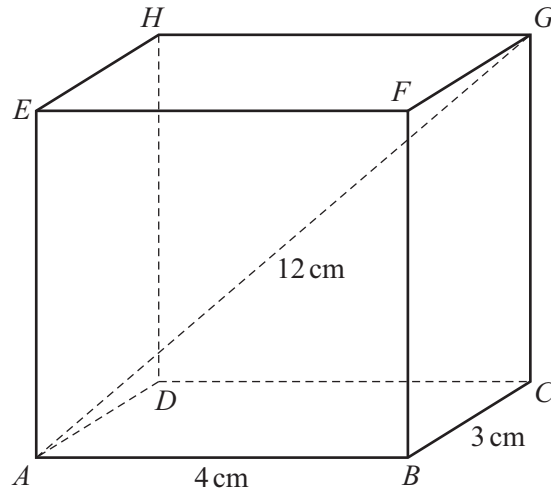
15 A rectangle has length 127.3 cm and width 86.5 cm, both correct to 1 decimal place.

Calculate the upper bound and the lower bound for the perimeter of the rectangle.

Answer Upper bound = $\dots\dots\dots$ cm

Lower bound = $\dots\dots\dots$ cm [3]

16

NOT TO
SCALE

$ABCDEFGH$ is a cuboid.
 $AB = 4$ cm, $BC = 3$ cm and $AG = 12$ cm.

Calculate the angle that AG makes with the base $ABCD$.

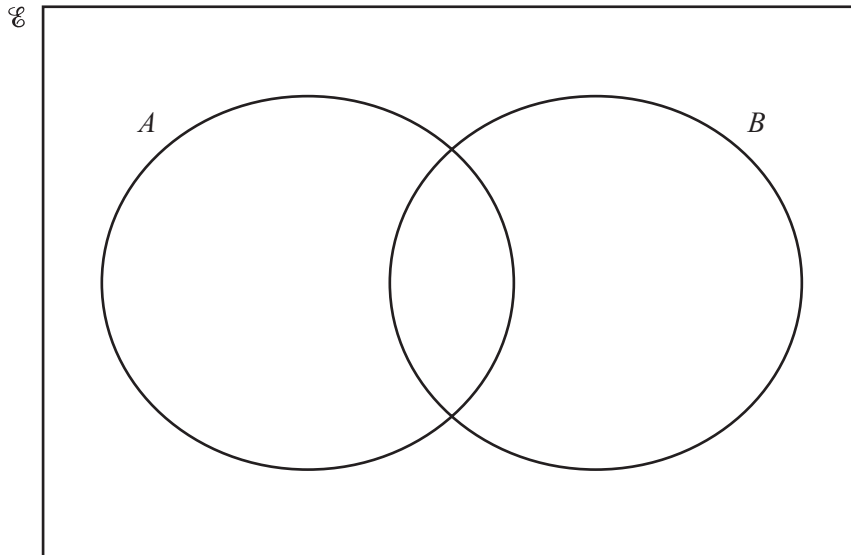
Answer [4]

17 $\mathcal{E} = \{x : 1 \leq x \leq 10, \text{ where } x \text{ is an integer}\}$

$A = \{\text{square numbers}\}$

$B = \{1, 2, 3, 4, 5, 6\}$

(a) Write all the elements of \mathcal{E} in their correct place in the Venn diagram.



[2]

(b) List the elements of $(A \cup B)'$.

Answer(b) [1]

(c) Find $n(A \cap B')$.

Answer(c) [1]

18

$$A = \begin{pmatrix} 5 & 2 \\ 4 & 3 \end{pmatrix}$$

(a) Calculate A^2 .*Answer(a)*

[2]

(b) Calculate A^{-1} , the inverse of A .*Answer(b)*

[2]

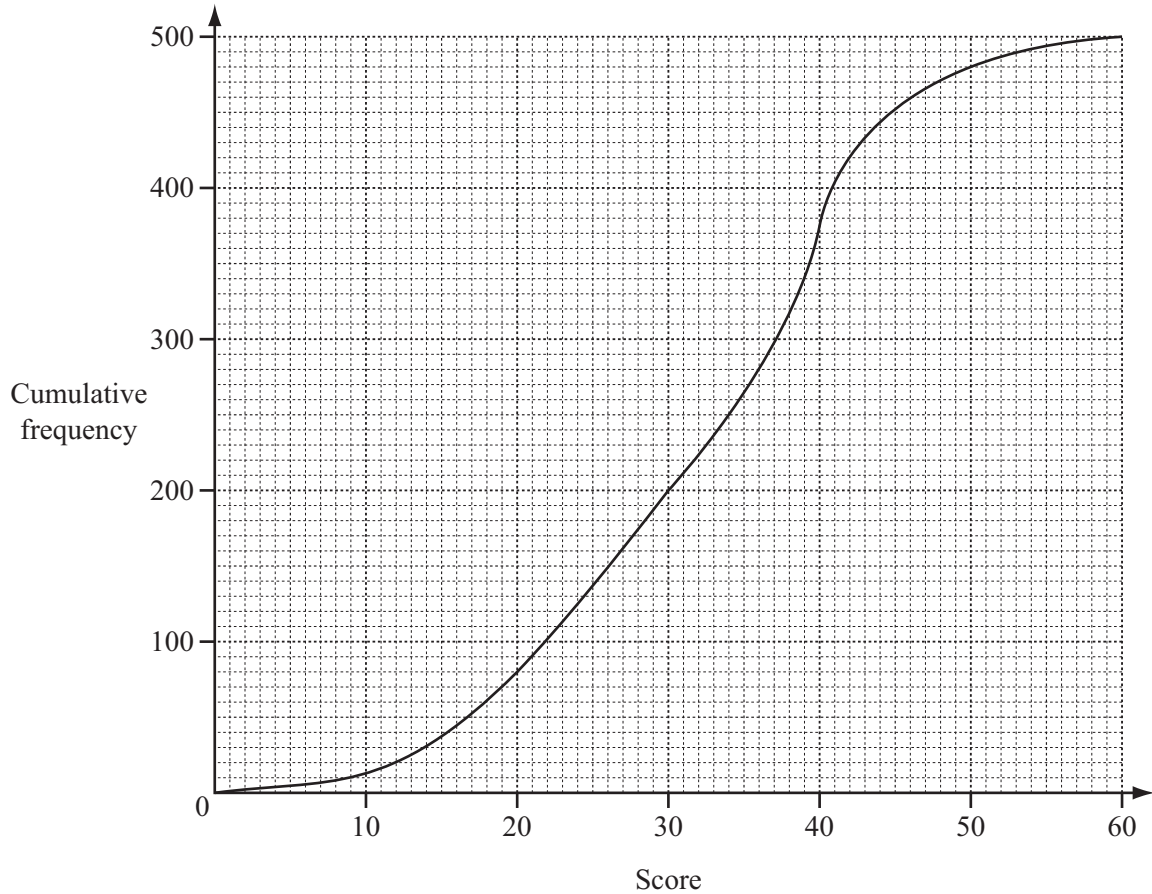
- 19 Robbie pays \$10.80 when he buys 3 notebooks and 4 pencils.
Paniz pays \$14.50 when she buys 5 notebooks and 2 pencils.

Write down simultaneous equations and use them to find the cost of a notebook and the cost of a pencil.

Answer Cost of a notebook = \$.....

Cost of a pencil = \$..... [5]

20 Jenna draws a cumulative frequency diagram to show information about the scores of 500 people in a quiz.



Use the diagram to find

(a) the median score,

Answer(a) [1]

(b) the inter-quartile range,

Answer(b) [2]

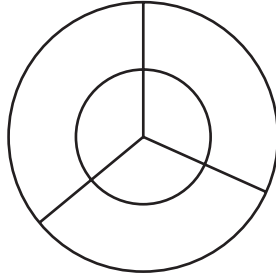
(c) the 40th percentile,

Answer(c) [1]

(d) the number of people who scored 30 or less but more than 20.

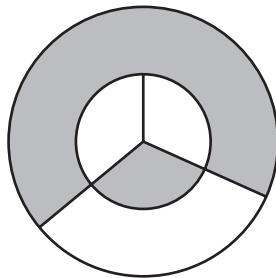
Answer(d) [1]

21

NOT TO
SCALE

The diagram shows two concentric circles and three radii.
The diagram has rotational symmetry of order 3.

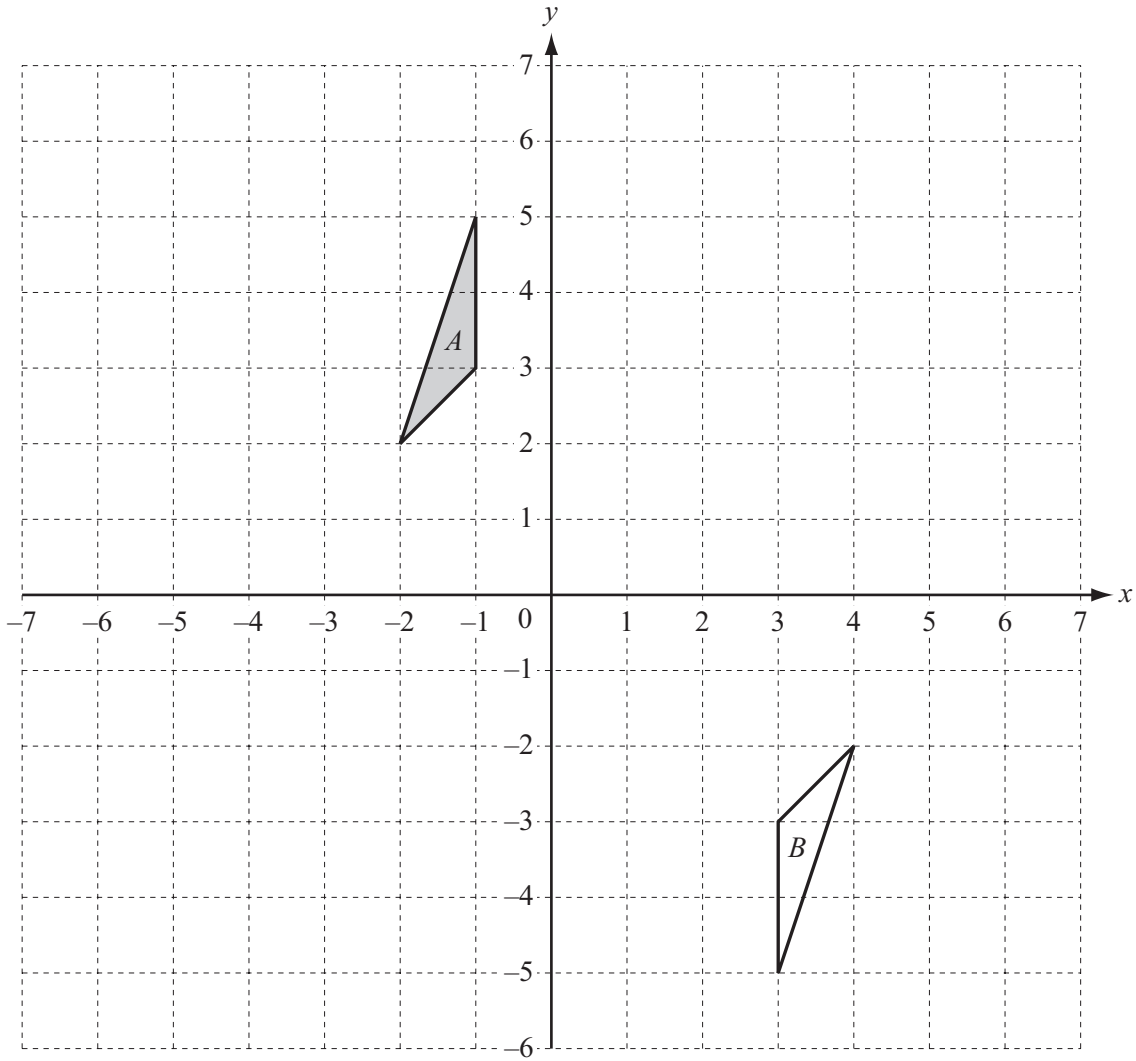
A club uses the diagram for its badge with some sections shaded.
The radius of the large circle is 6 cm and the radius of the small circle is 4 cm.

NOT TO
SCALE

Calculate the total perimeter of the shaded area.

Answer cm [5]

Question 22 is printed on the next page.



(a) Draw the image of triangle *A* after a translation by the vector $\begin{pmatrix} 3 \\ -4 \end{pmatrix}$. [2]

(b) Describe fully the **single** transformation which maps triangle *A* onto triangle *B*.

Answer(b)

..... [3]

(c) Draw the image of triangle *A* after the transformation represented by the matrix $\begin{pmatrix} -2 & 0 \\ 0 & 1 \end{pmatrix}$. [3]

Permission to reproduce items where third-party owned material protected by copyright is included has been sought and cleared where possible. Every reasonable effort has been made by the publisher (UCLES) to trace copyright holders, but if any items requiring clearance have unwittingly been included the publisher will be pleased to make amends at the earliest possible opportunity.

Cambridge International Examinations is part of the Cambridge Assessment Group. Cambridge Assessment is the brand name of University of Cambridge Local Examinations Syndicate (UCLES), which is itself a department of the University of Cambridge.